

Product Description

LF-GIF036YFIxxxxH is a 32-36W isolated constant current flicker-free LED driver. It is suitable for split-type LED track light (any integrated track light or down light is forbidden) and its ambient temperature shall NOT exceed 55°C. Its input voltage ranges from 220 to 240Vac; output voltage range from 30 to 40Vdc and output current ranges from 800 to 900mA. It has 2 optional versions: full external casing version & bare board + fixed bottom casing version.

Features


- Suitable for Class II light fixtures
- Ta: 55°C
- Modulation depth <0.5%
- High efficiency; low THD
- 5-year warranty (please refer to the warranty condition)



Applications

- Indoor office lighting
- Decorative lighting
- Commercial lighting
- Residential lighting
- Track lighting

Product Naming



Electrical Characteristics

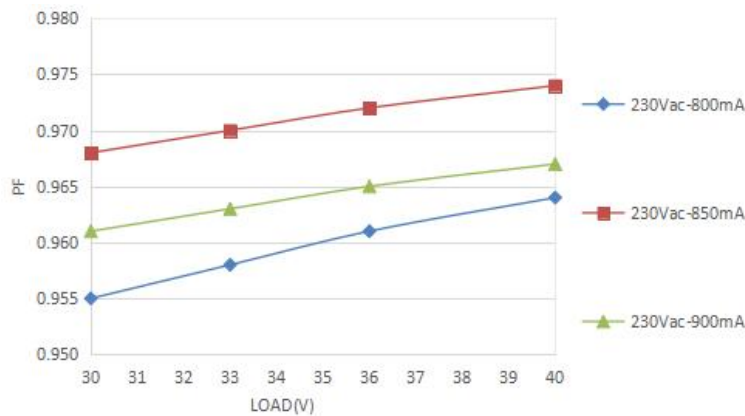
Model		LF-GIF036YFIxxxxH				
Output	Output Voltage	30-40Vdc				
	Output Current	800mA	850mA	900mA		
	Flicker Index (Modulation depth)	Complies with IEEE Std 1789-2015				
	CIE SVM	≤0.4				
	IEC-Pst	≤1				
	Current Tolerance	±5%				
	Temperature Drift	±10%				
	Start-up Time	<0.5S				
Input	AC Input Voltage	220-240Vac (limit: 198-264Vac)				
	Input Frequency	50/60Hz				
	Input Current	0.28A max.				
	Power Factor	≥0.95				
	THD	≤20%				
	Efficiency	≥87%	≥87.5%	≥87.5%		
	Inrush Current	≤21A&195uS				
	Load Quantity Carried by the Circuit Breaker	Circuit Breaker Model	B10	C10	B16	C16
		Quantity (pcs)	21	35	34	57
	Leakage Current	≤0.7mA				
Standby Power Consumption	≤0.5W					
Protection Characteristics	Open Circuit Protection	<55V				
	Short Circuit Protection	Hiccup mode (auto-recovery)				

Environment Description	Operating Temperature	-30℃ - +55℃ & Tc ≤90℃
	Operating Humidity	0-95%RH (no condensation)
	Storage Temperature/Humidity	-30℃ - 80℃ (six months under class I environment); 0-95%RH (no condensation)
	Atmospheric Pressure	86kPa~106kPa
Safety & Electromagnetic Compatibility	Certifications	TUV-ENEC, CE, CB, RCM, CCC
	Withstanding Voltage	I/P-O/P: 3.75kVac&5mA&60S
	Insulation Resistance	I/P-O/P: >100MΩ@500Vdc
	Safety Standards	ENEC: EN61347-1: 2015, EN 61347-2-13: 2014/A1: 2017, EN 62384: 2016/A1: 2009; CE-LVD: EN 61347-2-13: 2014/A1: 2017, EN 61347-1: 2015, EN 62493: 2015; CB: IEC 61347-1: 2015, IEC61347-2-3: 2014, IEC 61347-2-13: 2014/AMD1: 2016; CCC: GB19510.1-2009, GB19510.14-2009 SAA: AS 61347.2-13: 2018
	EMI	CE-EMC/RCM: EN55015, EN61000-3-2, EN61000-3-3 CCC:GB/T17743, GB17625.1, GB17625.2
	EMS	CE-EMC/RCM: EN61000-4-2, 3, 4, 5 (lightning strike 1kV), 6, 11 CCC: GB/T17626.2, 3, 4, 5 (lightning strike 1kV), 6, 11
Others	IP Rating	IP20
	RoHS	RoHS 2.0 (EU) 2015/863
	Warranty Condition	5 yrs (Tc≤82.7℃)
Test Equipment	AC power source: CHROMA6530, digital power meter: CHROMA66202, Oscilloscope: Tektronix DPO3014, DC electronic load: M9712B, LED board, constant temperature and humidity chamber, lightning surge generator: Everfine EMS61000-5B, rapid group pulse generator: Everfine EMS61000-4A, spectroanalyzer: KH3935, hi-pot tester: TH9201B, flicker tester (flicker-free coefficient test) 60N-01, etc.	

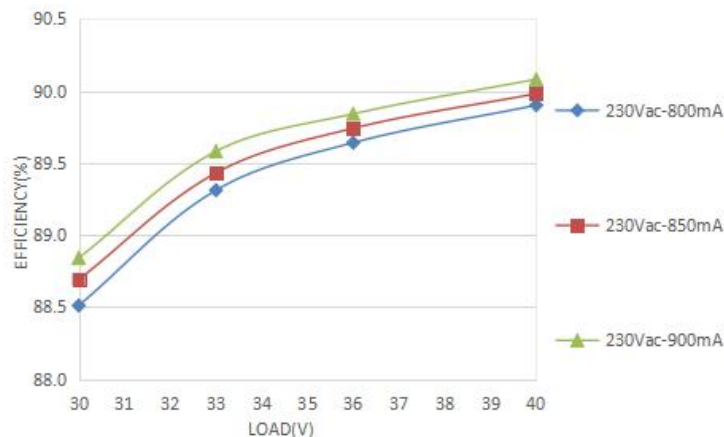
Remarks	<ol style="list-style-type: none"> 1. It is recommended that customer should install overvoltage and undervoltage protection devices and surge protection devices in the power supply circuits of the light fixtures to ensure safety before connecting to electricity. 2. The PC cover, casing, end caps and other parts of the LED driver inside the LED light fixture must conform to UL94-V0 flammability standard or above. 3. As an accessory, the LED driver is not the only factor determining the EMC performance of the LED light fixture. The structure and the wiring of the light fixture are also relevant. Thus it's strongly recommended the LED light fixture manufacturer should re-confirm the EMC of the whole LED light fixture. 4. The test conditions of the circuit breaker configuration quantity are the same as those of the inrush current test. 5. Do not install the driver inside the integrated track light or down light. 6. The ambient temperature (Ta) of the driver shall not exceed 55°C and casing temperature (Tc) not exceed 90°C. 7. Unless otherwise stated, the parameters above are test results under these conditions: ambient temperature 25°C, humidity 50%, input voltage 230Vac/50Hz and 100% load. 8. The positioning hole on the bottom casing of driver is Φ3.5mm. It is well-advised to use the screw with 5mm head diameter and M3 outer diameter when using the full external casing version; the screw with 6mm head diameter and M3 outer diameter when using the bare board + fixed bottom casing version. 9. Do not place the LED driver in the track head.
---------	---

Characteristic Curves

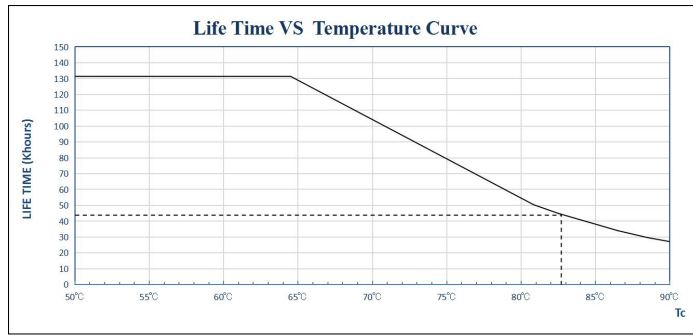
■ PF Curve



■ Efficiency Curve



■ Lifetime Curve



Definitions of Terminals

INPUT

AC-N(gray terminal)	Input terminal of AC neutral wire
AC-L(gray terminal)	Input terminal of AC live wire

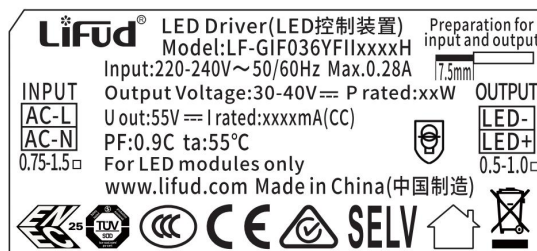
OUTPUT

LED+(red terminal)	Positive electrode output of the driver
LED-(black terminal)	Negative electrode output of the driver

Labels

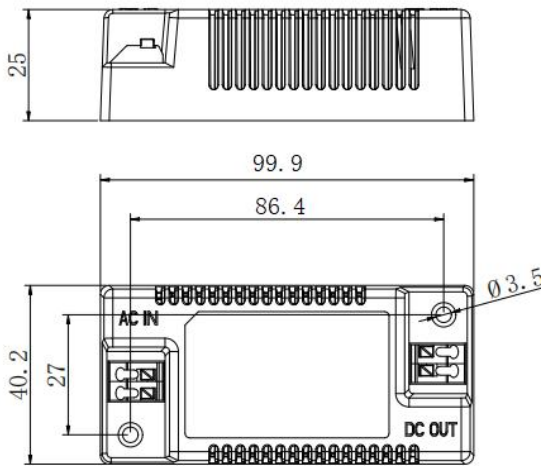


Full external casing version

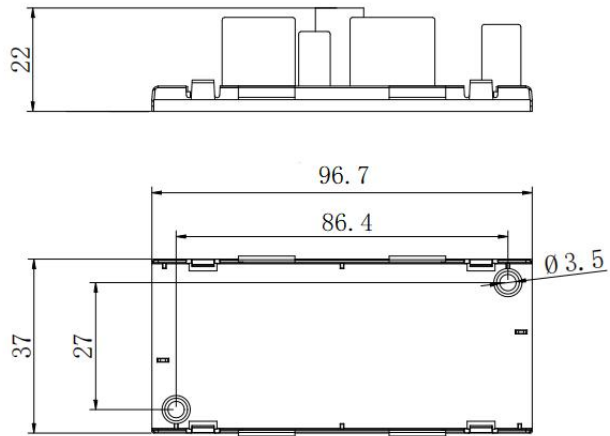


Bare board + fixed bottom casing version

Structure & Dimensions (unit: mm)



Full external casing version



Bare board + fixed bottom casing version

Packaging Specifications

■ Full external casing version

Model	LF-GIF036YFIxxxxH
Packaging Dimensions	385*285*210 mm (L*W*H)
Quantities	14 pcs/layer; 7 layers/ctn; 98 pcs/ctn
Weights	0.086 kg±5%/pc; 9.4 kg±5%/ctn

■ Bare board + fixed bottom casing version

Model	LF-GIF036YFIxxxxH
Packaging Dimensions	385*285*210 mm (L*W*H)
Quantities	15 pcs/layer; 6 layers/ctn; 90 pcs/ctn
Weights	0.0725 kg±5%/pc; 7.5 kg±5%/ctn

Transportation & Storage

■ Transportation

- Suitable transportation means: vehicles, boats and aircraft.
- During transportation, there should be awnings for rain protection and sun protection. Civilized loading and unloading are required. There should be no severe vibration or impact.

■ Storage

- Storage in accordance with the provisions of Class I environment. For products which have been stored for more than six months, they mustn't be used until they pass the re-inspection.

Attention

- Please use this product according to its specifications otherwise there may be malfunction.
- Use light fixtures that have not been certified or are not compatible with the LED drivers may cause fire or other hazards.
- Man-made damage, any use beyond the specification and non-original-factory modification are not covered by warranty.

Remark: The final interpretation right of the contents of this data sheet belongs to Lifud Technology Co., Ltd.