


6W Constant Voltage-SS Series



Features

- Class II, SELV, built-in
- Input Voltage 220-240VAC
- Protections: SCP/OLP/OVP/OTP
- Power Factor 0.75C
- Efficiency $\geq 75\%$
- 5 years warranty

Applications

- LED strips

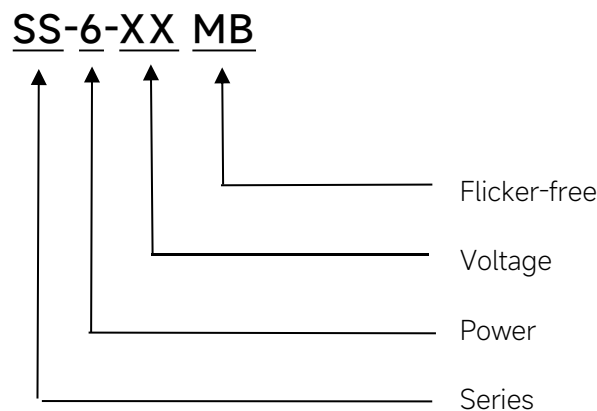
■ Approve



◆ Description

SS-6-XX MB is a 6W constant voltage LED driver that operates from 198-264Vac input with 12V or 24V output voltage. With it's compact dimensions from 52 x 43.5 x 22.5 mm it is easy to integrate in LED strips products. To ensure trouble-free operation, protection is provided against output short circuit, over Load and over temperature.

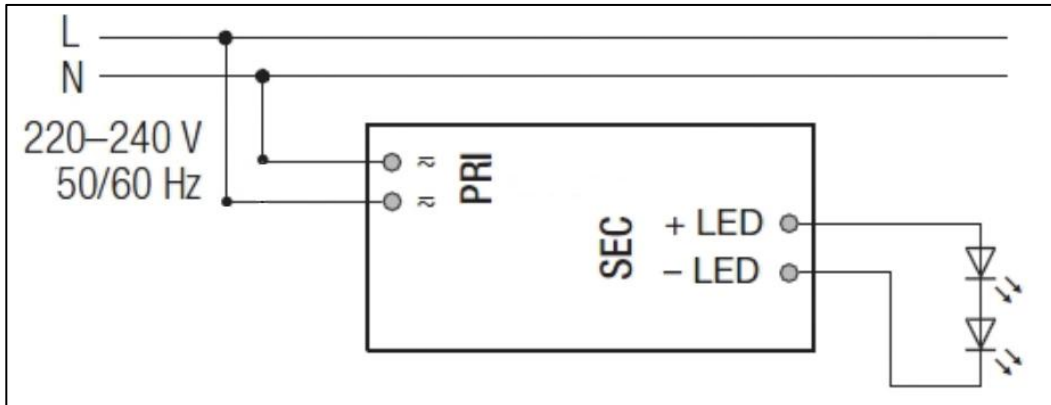
◆ Model code



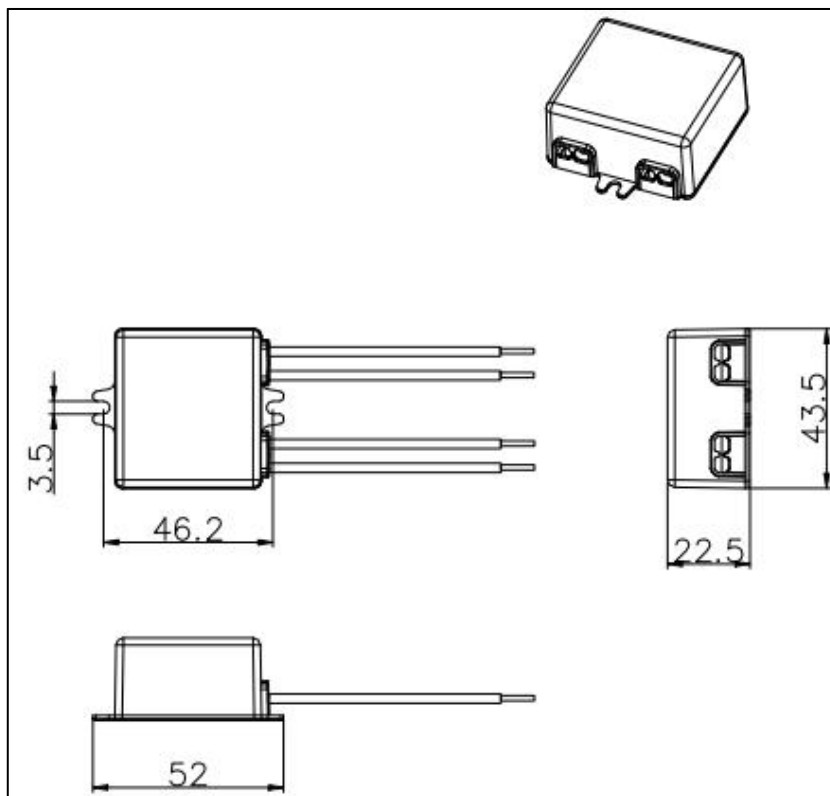
◆ Specification

Output	Constant Voltage	12VDC	24VDC
	Current Range	0-0.5A	0-0.25A
	Voltage Accuracy	±5%	
	Output HF current ripple(≥1KHz)	±5%	
	Output LF current ripple(≤120Hz)	≤±5%@Full Load,230VAC	
	Efficiency(Typ.)	75%	
Input	Rated input voltage	220-240VAC	
	Range of input voltage	198-264VAC	
	Rated input voltage(DC)	198-254VDC	
	Frequency(Hz)	0/50/60 Hz	
	Power Factor	0.75C@Full Load, 230VAC	
	Input Current max	0.08A MAX. @Full Load,198VAC	
	Start-up time	< 0.5S	
	No Load Power	≤0.5W	
	THD (Typ.)	<47%	
Protection	Over Load Protection	105-150%	
		YES/Auto Resume	
	Over Voltage Protection	> 12.6VDC	> 25.2VDC
		YES/Auto Resume	
Short circuit Protection	YES/Auto Resume		
Over Temperature Protection	YES/Auto Resume		
Environment	Operating Temperature	-20°C~+45°C	
	Humidity	20%-90%RH	
	Tc	80°C	
	Storage Temperature	-20°C~+60°C	
	Life time	> 50000h@Tc=75°C,230VAC	
Surface	Dimension	52X43.5X22.5(LXWXH)mm	
standards	EN 61347-1; EN61347-2-13; EN62384; EN55015; EN61000-3-2 ; EN61000-3-3; EN 61547;		
Others	ErP	EU 2019/2020	
	RoHS	RoHS (2011/65/EU) (EU)2015/863	
Note	1.All parameters NOT specially mentioned are measured at 230VAC input , full load and 25°C of ambient temperature. Ripple & Noise are measured at 20MHz of bandwidth by using a 300mm twisted pair-wire terminated with a 0.1uF & 47 uF parallel capacitor.		

◆ Wiring diagram

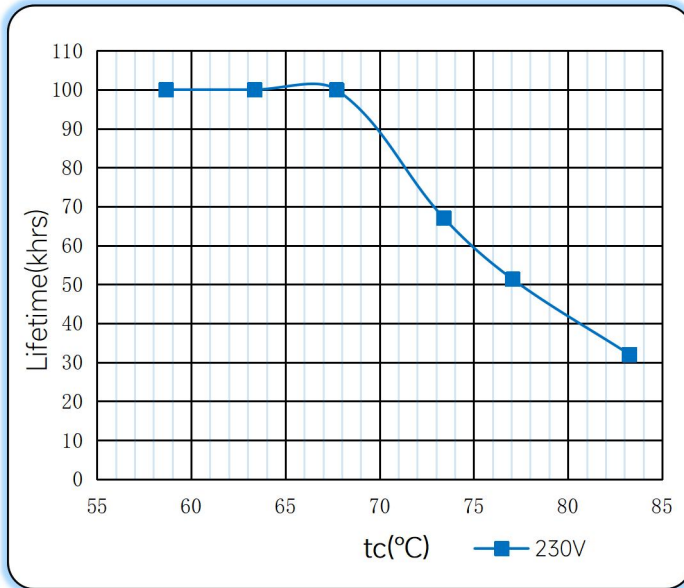


◆ 2D diagram

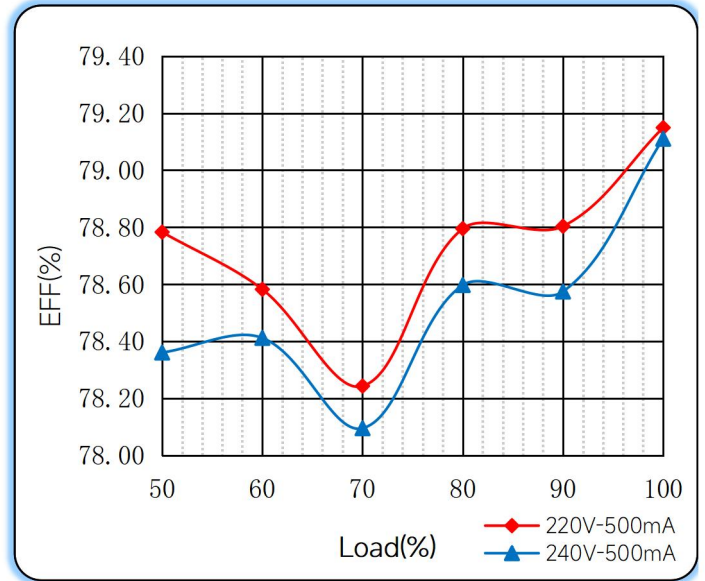


◆ Curve for SS-6-12 MB

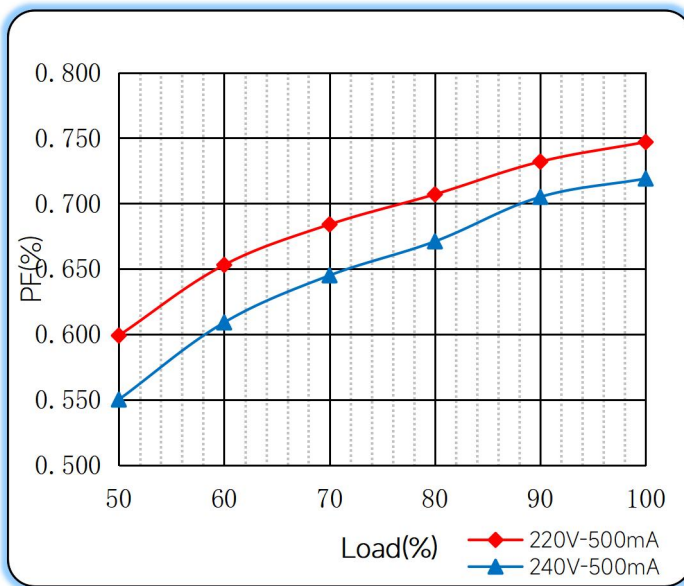
Lifetime vs. Temperature Curve



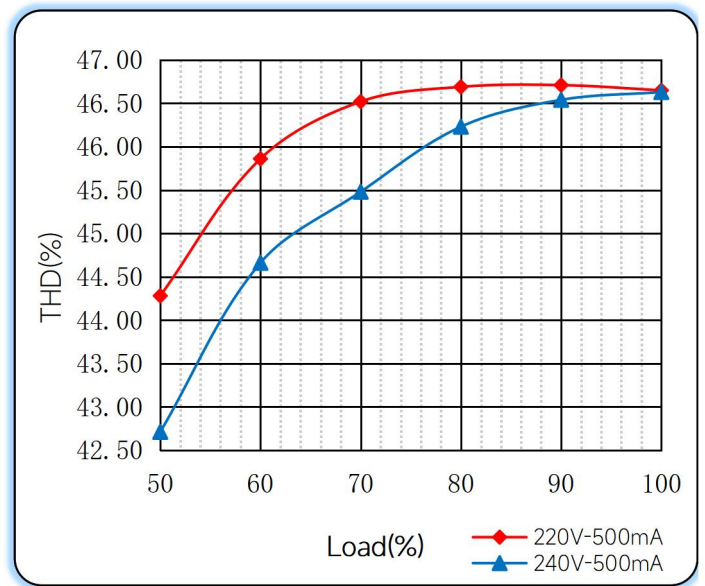
Efficiency vs. Load



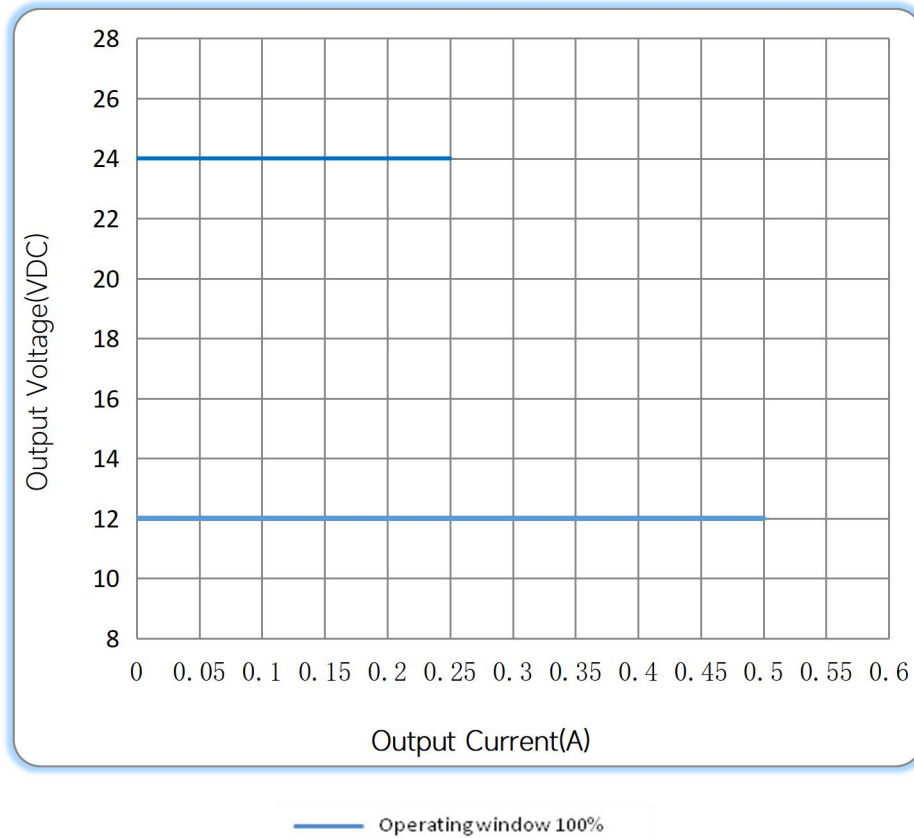
Power Factor Characteristics



THD vs. Load



◆ Operating window



◆ Revision Updates

ITEM	BEFORE	AFTER	VERSION	DATE
Initial			A	2022/05/15

Tel: +86-0757-86256822, +86-0757-86256831

E-mail: sales@eaglerise.com

Website : <https://lighting.eaglerise.com>



EAGLERISE



Manual