



IP67

NF-1616SB-XX

PRE-MADE
LED NEON FLEX LIGHT

16x16

PRODUCT SPECIFICATION

LINEAR **LUX**
LED LIGHTING SOLUTIONS


Product Features

- This is a silicone based neon flex, it has excellent resistance to yellowing and cracking
- Silicone can withstand extreme temperatures and environments such as salt water.
- Silicone is resistant to the harsh effects of UV light and chemical exposure.
- Neon flex produces a uniform light output without dots.
- Assembled in Australia to desired specifications.

Silicone vs PVC

Materials	Silicone Neon Flex	PVC Neon Flex	Notes
Main Parameters			
Colloid features @ -40°C	No cracking after 30 days	Totally Cracked	Low temperature resistance of silicone is far superior than PVC or epoxy materials
Colloid features @ 120°C	No obvious change after 72 hours	Colloid changed to yellow and deformed after 2 hours	High temperature resistance of silicone is far superior than PVC or epoxy materials
Colloid features @ 180°C	No obvious change after 72 hours	Colloid changed to brown and melted after 2 hours	Above 150°C, PVC is easily hydrolysed. Viscosity becomes weak and easily separated
Held in seawater for 72 hours	No obvious change	Series atomisation on the surface	Silicone has a high resistance to acidic, alkali and salt substances
Thermal conductivity	Good conductivity	Very poor conductivity	The LEDs within the neon flex requires good thermal conductivity to ensure reliability

Product Image & Dimensions



Specification

Standard Series

Part Number	Colour	Lumens/m	Cutting Increments	Voltage	Power/m	Length
NF-1616SB-3K-50	3000°K ■	1296	50mm	24	14.4W	50.0m
NF-1616SB-4K-50	4000°K □	1296	50mm	24	14.4W	50.0m
NF-1616SB-RGBCCT-50	RGB+CCT	N/A	83mm	24	27W	50.0m

Long Run Series

A 30m run can be powered from only one end without voltage drop.

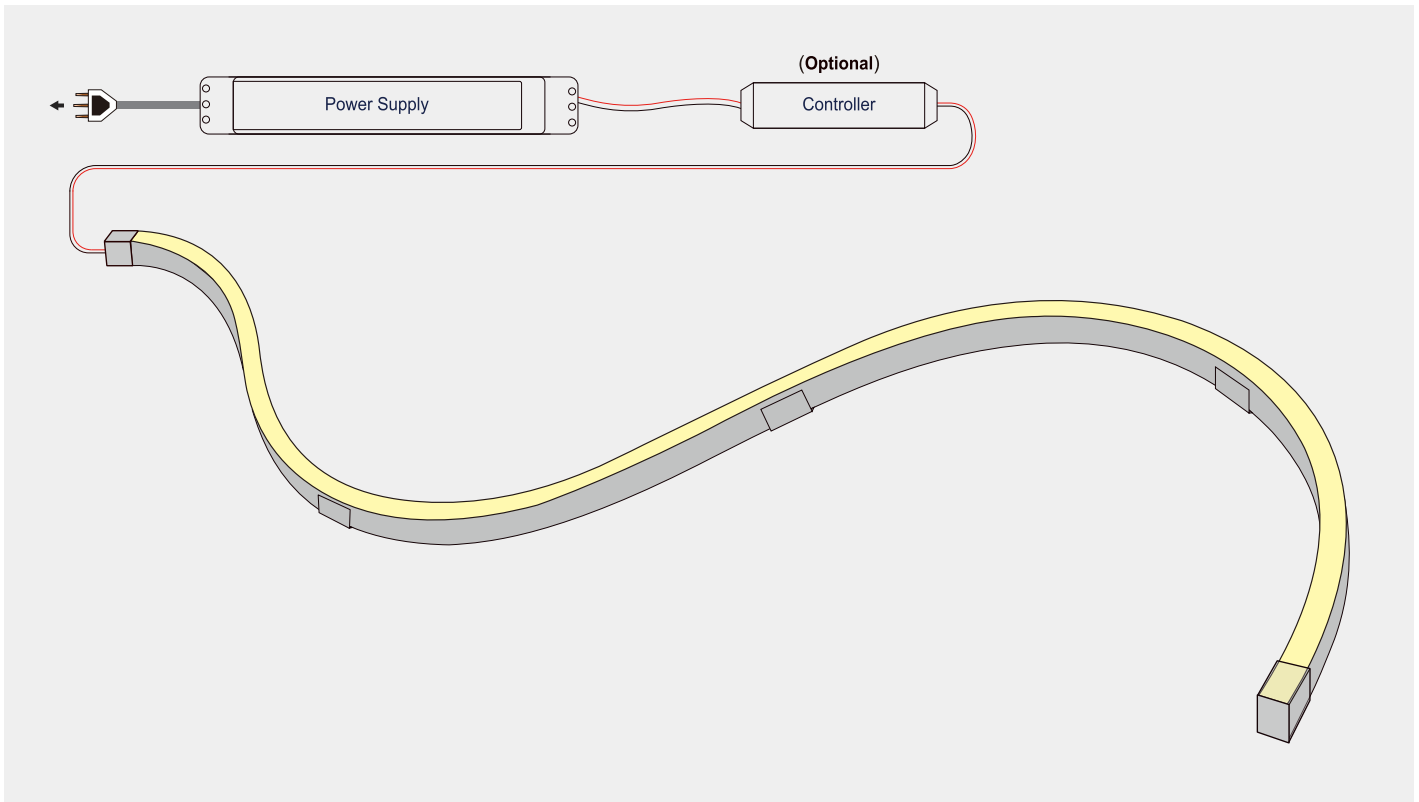
A 60m run can be run without voltage drop when powered from both ends.

Part Number	Colour	Lumens/m	Cutting Increments	Voltage	Power/m	Length
NF-1616SB-3K-50	3000°K ■	900	50mm	24	10W	60.0m
NF-1616SB-4K-50	4000°K □	900	50mm	24	10W	60.0m

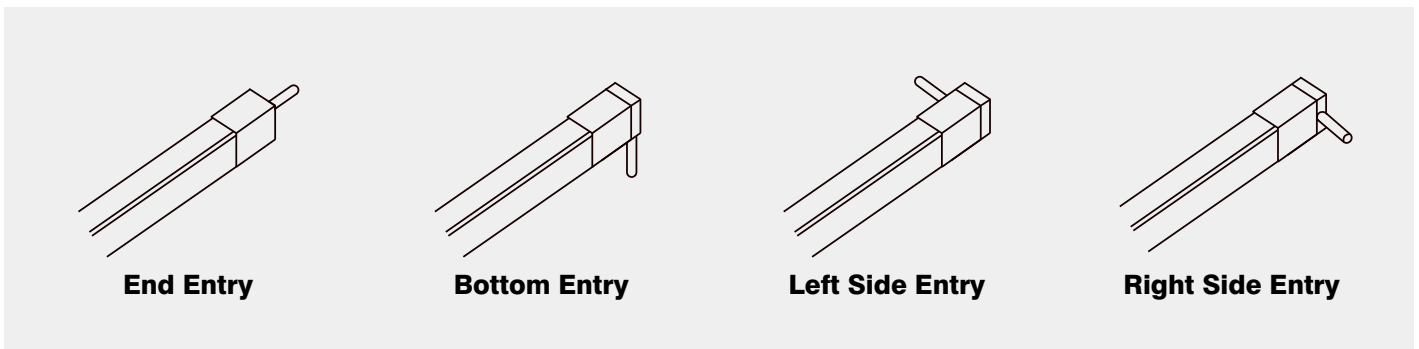
Please Note:

1. This neon flex can be cut at their predetermined increments and re-terminated.

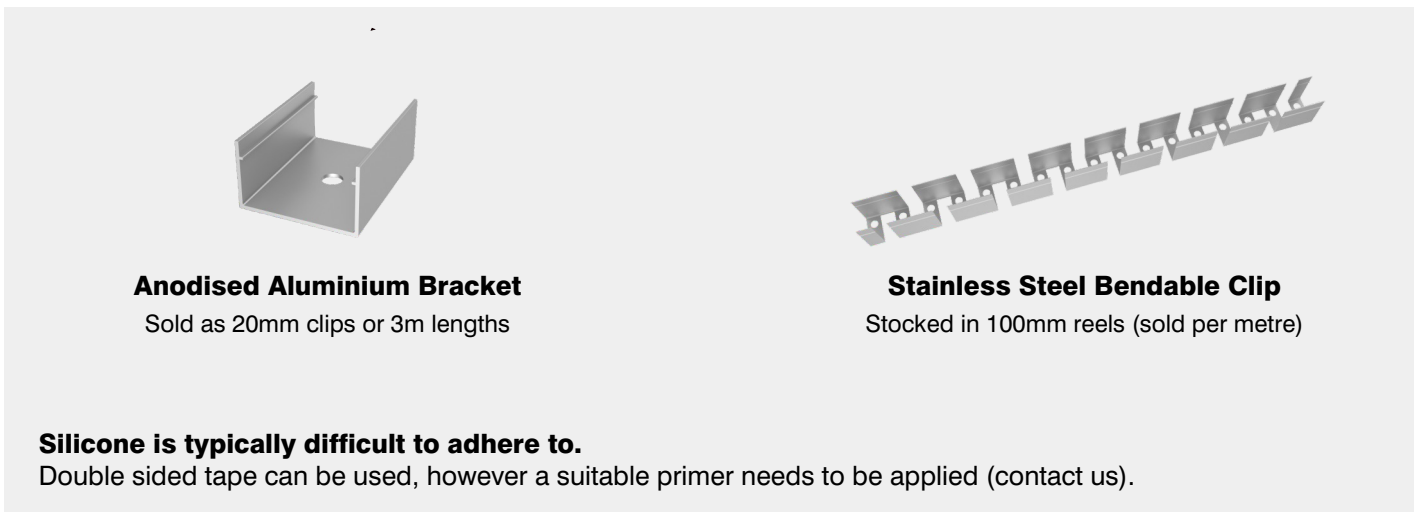
Assembled Product



Cable Entry Options



Mounting Options




Caution

- Care needs to be taken when transporting and installing the product.
- Lengths greater than 2m requires no fewer than 2 people. The neon flex should always be supported and not left hanging by it's own weight.
- Modifying or shortening the neon flex is strongly discouraged.
- Avoid twisting the neon flex
- Only bend the neon flex in the intended direction i.e. either side bend or top bend.
- Adhere to the minimum bending radius

Correct Bending Direction



Side bending direction



Minimum bending radius is 50mm

Wrong Bending Direction



Do not bend up or down,
sideways only



Do not twist the neon flex