



IP67

NF-1010TBFL

LED NEON FLEX LIGHT

10x10 Flanged

PRODUCT SPECIFICATION

Custom assembled in Australia

LINEAR **LUX**
LED LIGHTING SOLUTIONS

Product Features

- This is a silicone based neon flex, it has excellent resistance to yellowing and cracking
- Silicone can withstand extreme temperatures and environments such as salt water.
- Silicone is resistant to the harsh effects of UV light and chemical exposure.
- Neon flex produces a uniform light output without dots.
- Assembled in Australia to desired specifications.

Silicone vs PVC

Materials	Silicone Neon Flex	PVC Neon Flex	Notes
Main Parameters			
Colloid features @ -40°C	No cracking after 30 days	Totally Cracked	Low temperature resistance of silicone is far superior than PVC or epoxy materials
Colloid features @ 120°C	No obvious change after 72 hours	Colloid changed to yellow and deformed after 2 hours	High temperature resistance of silicone is far superior than PVC or epoxy materials
Colloid features @ 180°C	No obvious change after 72 hours	Colloid changed to brown and melted after 2 hours	Above 150°C, PVC is easily hydrolysed. Viscosity becomes weak and easily separated
Held in seawater for 72 hours	No obvious change	Series atomisation on the surface	Silicone has a high resistance to acidic, alkali and salt substances
Thermal conductivity	Good conductivity	Very poor conductivity	The LEDs within the neon flex requires good thermal conductivity to ensure reliability

Product Image & Dimensions



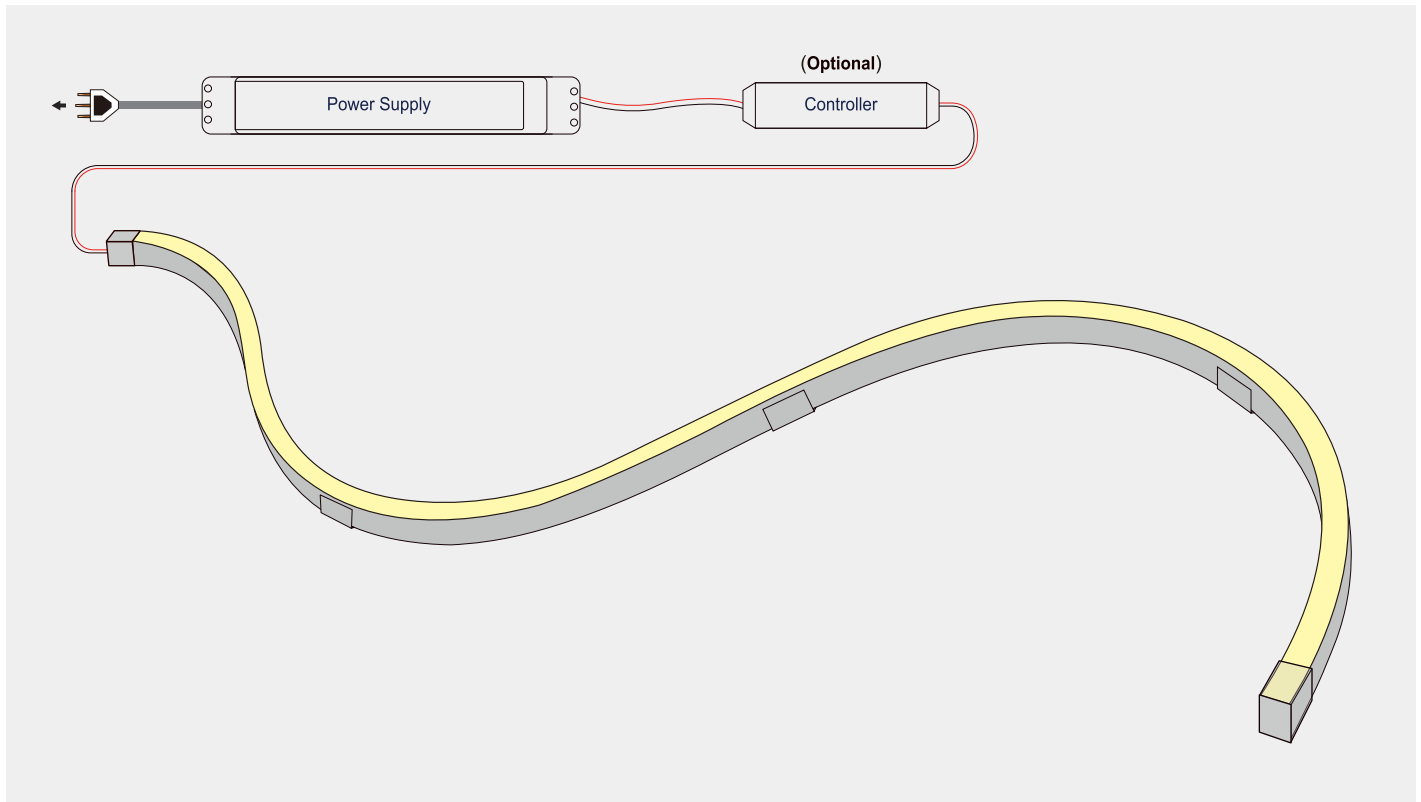
Specification

Part Number	Colour	Lumens/m	Cutting Increments		Voltage	Power/m	Length
NF-1010TBFL7.2-2K2	2200°K 	445	12V / 25mm	24V / 50mm	12 / 24	7.2W	<12.0m
NF-1010TBFL7.2-2K4	2400°K 	468	12V / 25mm	24V / 50mm	12 / 24	7.2W	<12.0m
NF-1010TBFL7.2-2K7	2700°K 	493	12V / 25mm	24V / 50mm	12 / 24	7.2W	<12.0m
NF-1010TBFL7.2-3K0	3000°K 	519	12V / 25mm	24V / 50mm	12 / 24	7.2W	<12.0m
NF-1010TBFL7.2-4K0	4000°K 	546	12V / 25mm	24V / 50mm	12 / 24	7.2W	<12.0m
NF-1010TBFL7.2-6K0	6000°K 	575	12V / 25mm	24V / 50mm	12 / 24	7.2W	<12.0m
NF-1010TBFL9.6-2K2	2200°K 	593	12V / 25mm	24V / 50mm	12 / 24	9.6W	<12.0m
NF-1010TBFL9.6-2K4	2400°K 	624	12V / 25mm	24V / 50mm	12 / 24	9.6W	<12.0m
NF-1010TBFL9.6-2K7	2700°K 	657	12V / 25mm	24V / 50mm	12 / 24	9.6W	<12.0m
NF-1010TBFL9.6-3K0	3000°K 	692	12V / 25mm	24V / 50mm	12 / 24	9.6W	<12.0m
NF-1010TBFL9.6-4K0	4000°K 	728	12V / 25mm	24V / 50mm	12 / 24	9.6W	<12.0m
NF-1010TBFL9.6-6K0	6000°K 	767	12V / 25mm	24V / 50mm	12 / 24	9.6W	<12.0m
NF-1010TBFL14.4RGB	RGB 	N/A	12V / 25mm	24V / 50mm	12 / 24	14.4W	<12.0m

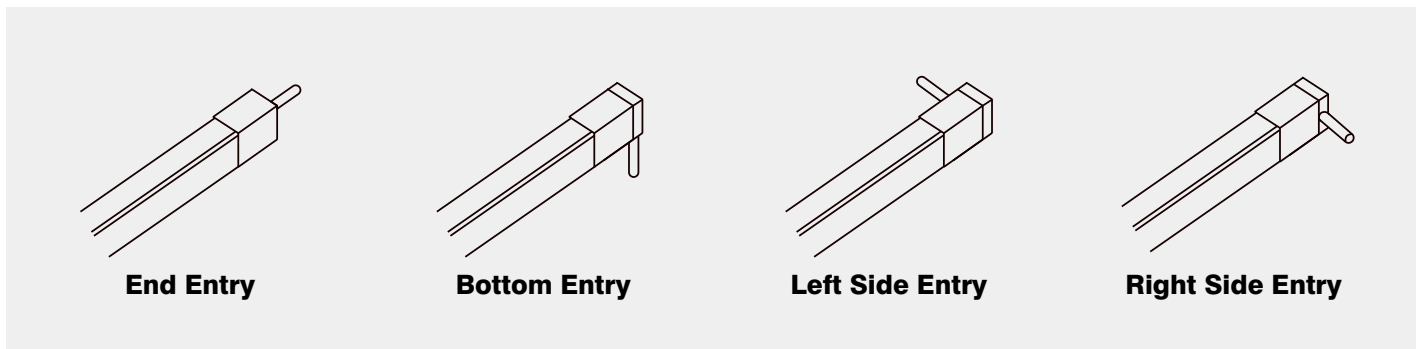
Please Note:

1. Fixed colours such as blue or orange are available.
2. To avoid voltage drop we do not recommend lengths longer than 5m for 12V and 10m for 24V. If longer lengths are required we suggest powering the light from both ends.
3. Cutting distances may vary slightly.

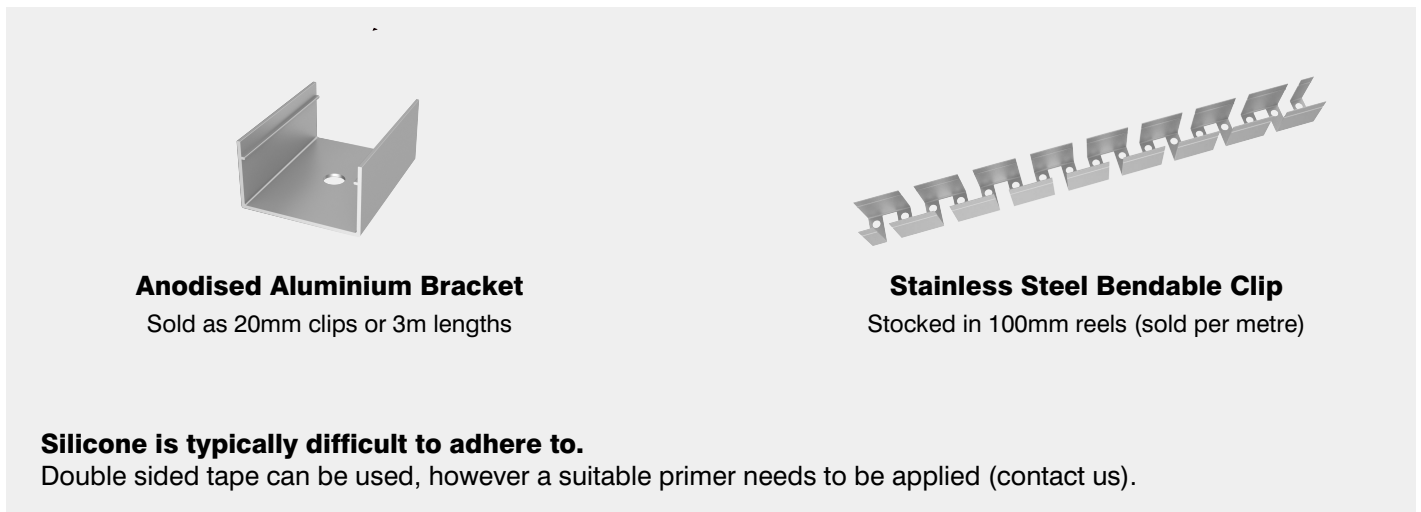
Assembled Product



Cable Entry Options



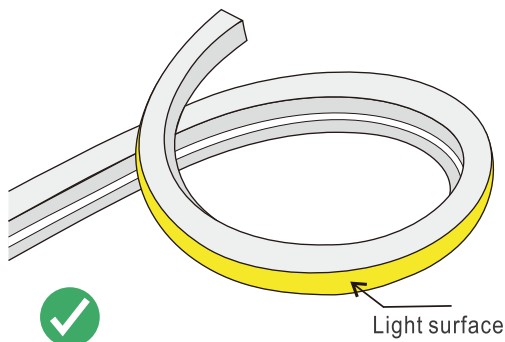
Mounting Options



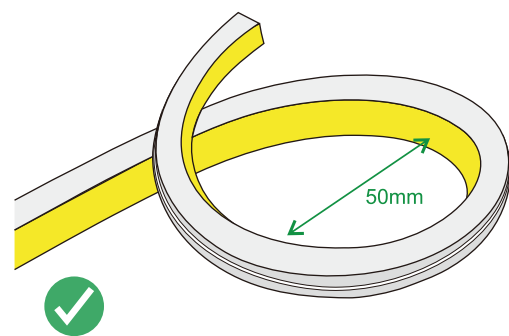
Caution

- Care needs to be taken when transporting and installing the product.
- Lengths greater than 2m requires no fewer than 2 people. The neon flex should always be supported and not left hanging by it's own weight.
- Modifying or shortening the neon flex is strongly discouraged.
- Avoid twisting the neon flex
- Only bend the neon flex in the intended direction i.e. either side bend or top bend.
- Adhere to the minimum bending radius

Correct Bending Direction




Top or bottom bending direction



Minimum bending radius is 50mm

Wrong Bending Direction



Do not bend sideways,
only top or bottom



Do not twist the neon flex