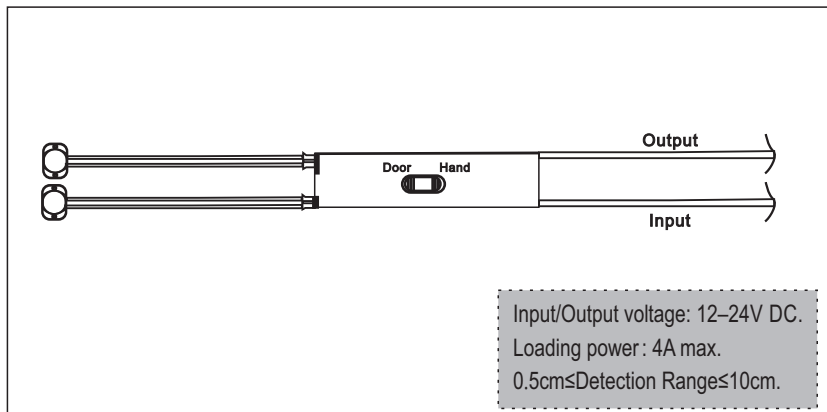



Recessed Mounted Door/Hand Sensor (One or Two detectors)



Door Mode

Features:

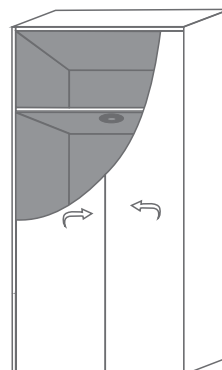
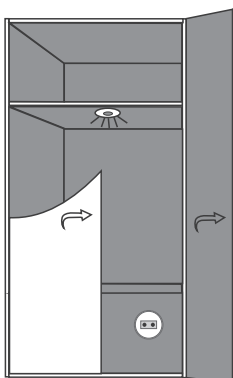
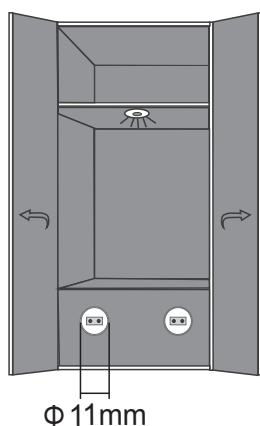
- 1 or 2 detectors in the sensor unit.
- Perfect for using in wardrobes with two doors or sliding doors.

Function descriptions:

- When there are target objects in the detecting range of both of the two detectors, the LED light switches OFF.
- When there are no target object in the detecting range of either of the two detectors, the LED light switches ON.

Warning: 1) Both detectors must be covered before switching on input power;
2) If you only require one detector to work, simply disconnect the unused sensor.

Recessed Mounted



Hand Mode

Features:

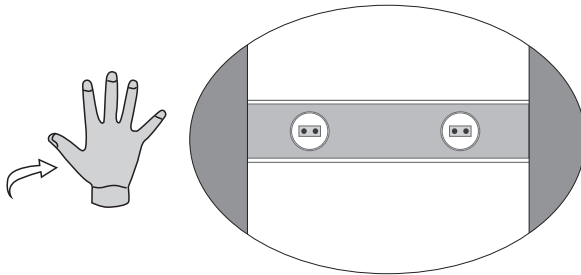
- 1 or 2 detectors in the sensor unit.

Function descriptions:

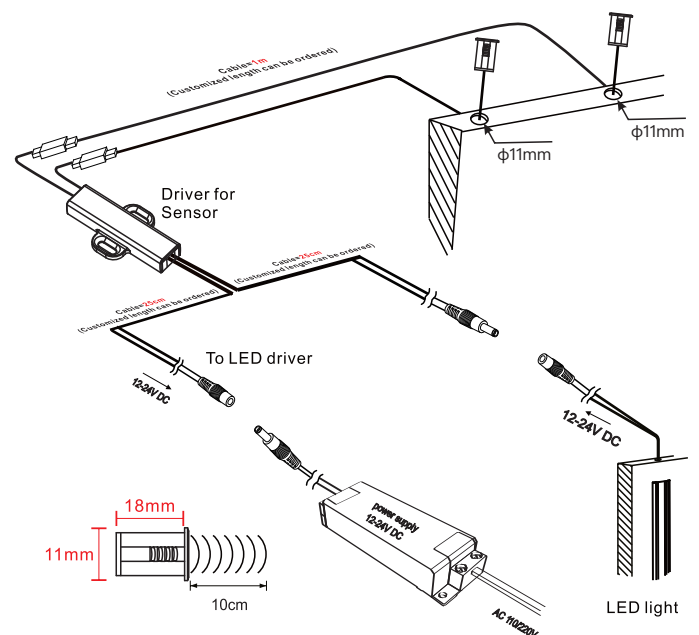
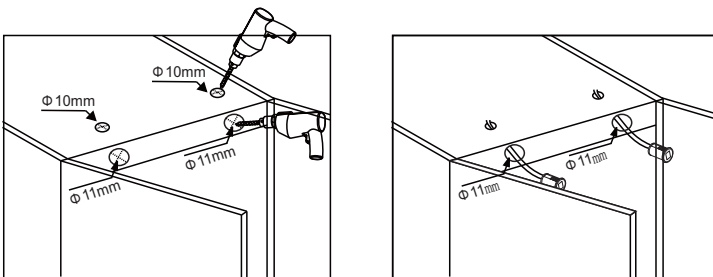
- The LED light will switch ON when hand pass over the detectors within the 10cm detection range. The LED light will switch OFF when hand pass over the detectors within the 10cm detection range again.
- The IR sensor switch will turn on or off the led light with above repeatable steps.

Warning: If you only require one detector to work, simply disconnect the unused sensor.

Recessed Mounted



Installation Steps:



Notice: Please read the tag on the wire when connecting cables.