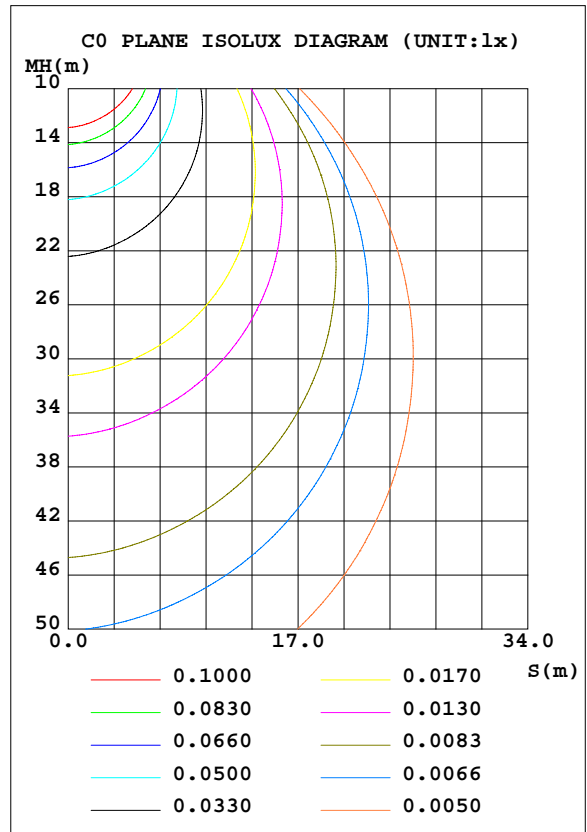
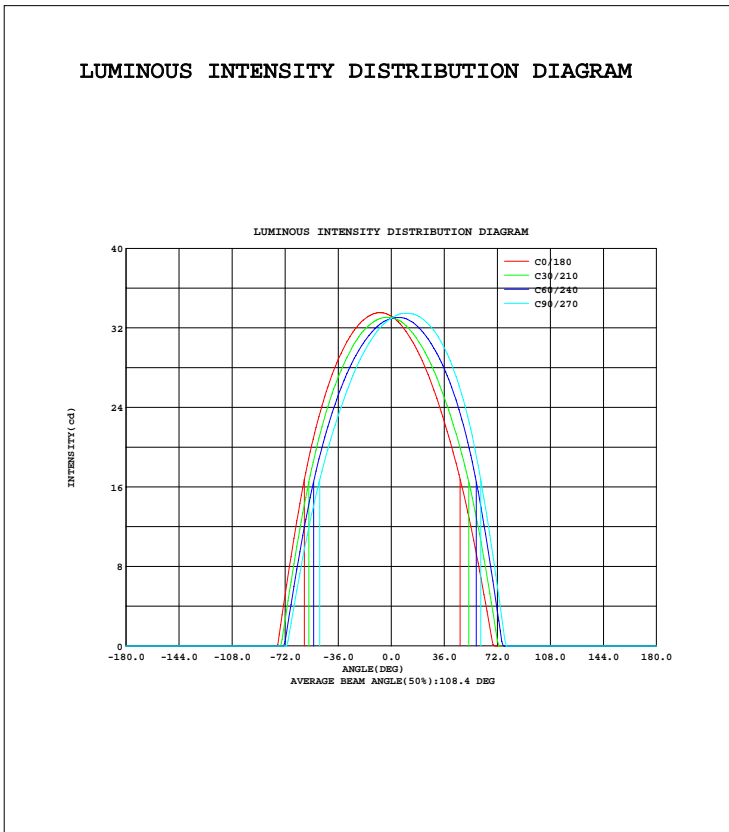


LUMINAIRE PHOTOMETRIC TEST REPORT

Test:U:24.00V I:0.2016A P:4.839W PF:1.000 Lamp Flux:42.179x1 lm		
NAME: LED Strip	TYPE:Indoor lighting	WEIGHT:25g
SPEC.:2016+5050 180LED	DIM.: 1000*14*1MM	SERIAL No.:201601025004
MFR.: Dilux	SUR.:1000*14mm	Shielding Angle:

DATA OF LAMP		PHOTOMETRIC DATA			
Eff: 8.72 lm/W					
MODEL	FLS103T58FD180B-24(WCP)-UR	Imax(cd)	16.93	S/MH(C0/180)	1.36
NOMINAL POWER(W)	4.84	LOR(%)	100.0	S/MH(C90/270)	1.17
RATED VOLTAGE(V)	24	TOTAL FLUX(lm)	42.179	η UP, DN(C0-180)	0.0,55.5
NOMINAL FLUX(lm)	42.179	CIE CLASS	DIRECT	η UP, DN(C180-360)	0.0,44.5
LAMPS INSIDE	1	η up(%)	0.0	CIBSE SHR NOM	1.25
TEST VOLTAGE(V)	24	η down(%)	100.0	CIBSE SHR MAX	1.35



C Range: 0 - 360DEG  
 C Interval: 10.0DEG  
 Test Speed: HIGH  
 Temperature:25.3DEG  
 Operators:DAMIN  
 Test Date:2016-10-25

γ Range: 0 - 180DEG  
 γ Interval: 1.0DEG  
 Test System:EVERFINE GO-2000B\_V1 SYSTEM V2.0.351  
 Humidity:65.0%  
 Test Distance:4.950m [K=1.0000]  
 Remarks:

ZONAL FLUX DIAGRAM

ZONAL FLUX DIAGRAM:

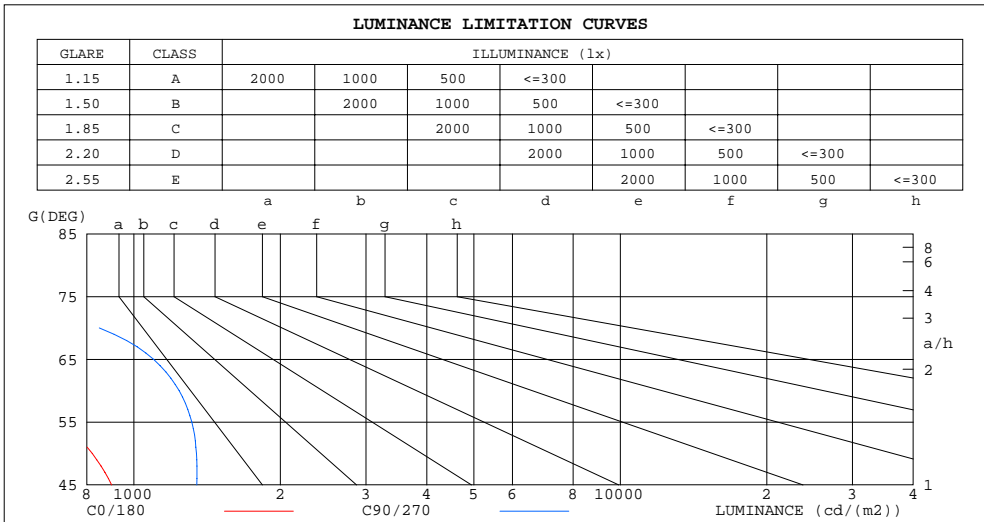
γ	C0	C45	C90	C135	C180	C225	C270	C315	γ	Φ zone	Φ total	lum, lamp
10	15.82	16.29	16.73	16.93	16.75	16.21	15.79	15.74	0- 10	1.566	1.566	3.71,3.71
20	14.52	15.53	16.52	16.79	16.32	15.43	14.57	14.38	10- 20	4.505	6.072	14.4,14.4
30	12.66	14.26	15.77	16.14	15.31	14.12	12.84	12.55	20- 30	6.880	12.95	30.7,30.7
40	10.28	12.44	14.36	14.92	13.67	12.22	10.64	10.22	30- 40	8.347	21.30	50.5,50.5
50	7.390	9.995	12.10	12.95	11.27	9.646	7.903	7.388	40- 50	8.615	29.91	70.9,70.9
60	3.774	6.573	8.673	9.643	7.962	6.142	4.443	3.886	50- 60	7.336	37.25	88.3,88.3
70	0.0007	2.036	4.066	4.846	3.541	1.735	0.2559	0.0006	60- 70	4.194	41.44	98.3,98.3
80	0	0	0	0	0	0	0	0	70- 80	0.7342	42.18	100,100
90	0	0	0	0	0	0	0	0	80- 90	0	42.18	100,100
100	0	0	0	0	0	0	0	0	90-100	0	42.18	100,100
110	0	0	0	0	0	0	0	0	100-110	0	42.18	100,100
120	0	0	0	0	0	0	0	0	110-120	0	42.18	100,100
130	0	0	0	0	0	0	0	0	120-130	0	42.18	100,100
140	0	0	0	0	0	0	0	0	130-140	0	42.18	100,100
150	0	0	0	0	0	0	0	0	140-150	0	42.18	100,100
160	0	0	0	0	0	0	0	0	150-160	0	42.18	100,100
170	0	0	0	0	0	0	0	0	160-170	0	42.18	100,100
180	0	0	0	0	0	0	0	0	170-180	0	42.18	100,100
DEG	LUMINOUS INTENSITY:cd									UNIT:lm		

C Range: 0 - 360DEG  
 C Interval: 10.0DEG  
 Test Speed: HIGH  
 Temperature:25.3DEG  
 Operators:DAMIN  
 Test Date:2016-10-25

γ Range: 0 - 180DEG  
 γ Interval: 1.0DEG  
 Test System:EVERFINE GO-2000B\_V1 SYSTEM V2.0.351  
 Humidity:65.0%  
 Test Distance:4.950m [K=1.0000]  
 Remarks:

LUMINANCE LIMITATION CURVES

Test:U:24.00V I:0.2016A P:4.839W PF:1.000 Lamp Flux:42.179x1 lm		
NAME: LED Strip	TYPE:Indoor lighting	WEIGHT:25g
SPEC.:2016+5050 180LED	DIM.: 1000*14*1MM	SERIAL No.:201601025004
MFR.: Dilux	SUR.:1000*14mm	Shielding Angle:



LUMINANCE cd/(m2)		
G (DEG)	C0/180	C90/270
85	0	0
80	0	0
75	0	398
70	0	849
65	295	1098
60	539	1239
55	706	1316
50	821	1345
45	900	1347

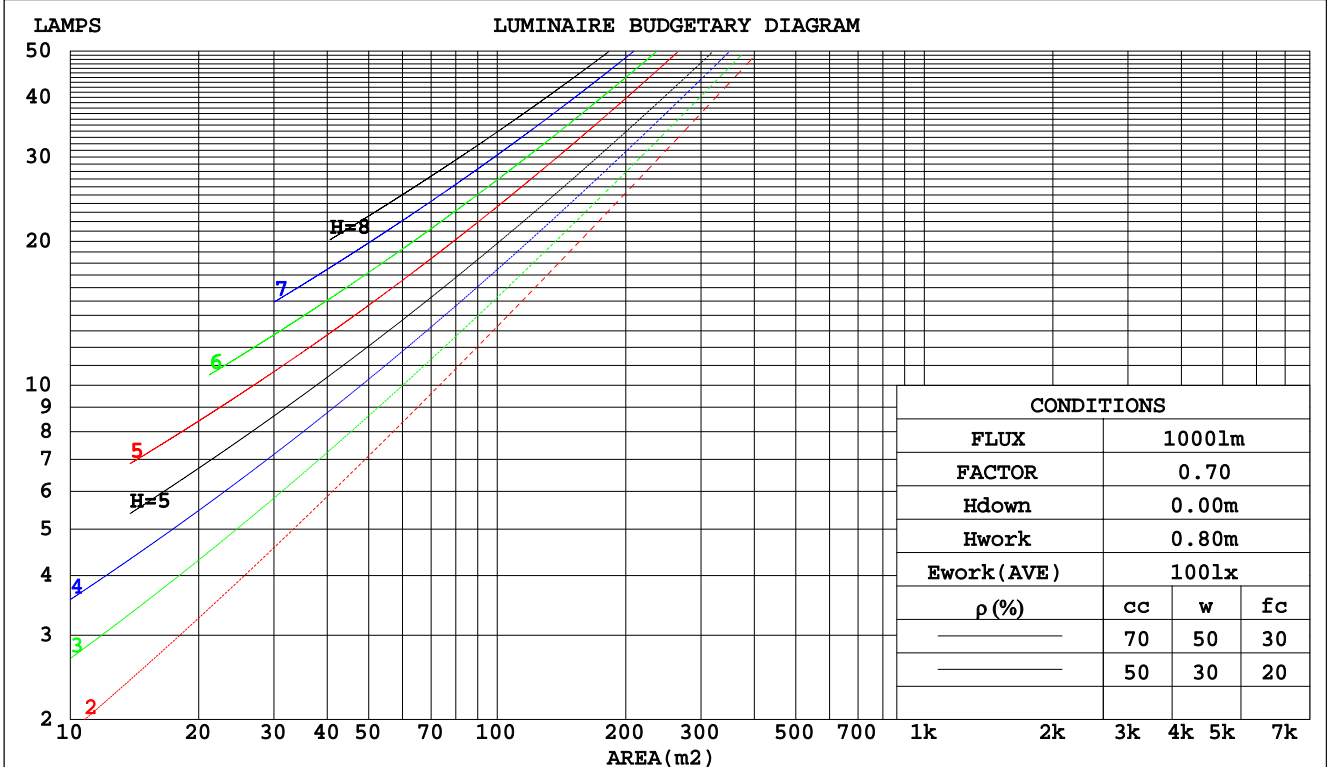
C Range: 0 - 360DEG  
 C Interval: 10.0DEG  
 Test Speed: HIGH  
 Temperature:25.3DEG  
 Operators:DAMIN  
 Test Date:2016-10-25

γ Range: 0 - 180DEG  
 γ Interval: 1.0DEG  
 Test System:EVERFINE GO-2000B\_V1 SYSTEM V2.0.351  
 Humidity:65.0%  
 Test Distance:4.950m [K=1.0000]  
 Remarks:

CU AND LUMINAIRE BUDGETARY ESTIMATE DIAGRAM

Test:U:24.00V I:0.2016A P:4.839W PF:1.000 Lamp Flux:42.179x1 lm		
NAME: LED Strip	TYPE:Indoor lighting	WEIGHT:25g
SPEC.:2016+5050 180LED	DIM.: 1000*14*1MM	SERIAL No.:201601025004
MFR.: Dilux	SUR.:1000*14mm	Shielding Angle:

pcc	80%			70%			50%			30%			10%			0
	50%	30%	10%	50%	30%	10%	50%	30%	10%	50%	30%	10%	50%	30%	10%	0
pw																0
pfc	20%			20%			20%			20%			20%			0
RCR	RCR:Room Cavity Ratio      Coefficients of Utilization(CU)															
0.0	1.19	1.19	1.19	1.16	1.16	1.16	1.11	1.11	1.11	1.06	1.06	1.06	1.02	1.02	1.02	1.00
1.0	1.07	1.03	.00	1.04	1.01	.98	1.00	.97	.95	.96	.94	.92	.93	.91	.89	.87
2.0	.94	.88	.83	.92	.87	.82	.89	.84	.80	.86	.82	.79	.83	.80	.77	.75
3.0	.84	.76	.70	.82	.75	.70	.79	.73	.68	.76	.71	.67	.74	.70	.66	.64
4.0	.74	.66	.60	.73	.66	.60	.71	.64	.59	.68	.63	.58	.66	.61	.57	.55
5.0	.67	.58	.52	.66	.58	.52	.63	.57	.51	.62	.55	.51	.60	.54	.50	.48
6.0	.60	.52	.45	.59	.51	.45	.57	.50	.45	.56	.49	.45	.54	.49	.44	.42
7.0	.55	.46	.40	.54	.46	.40	.52	.45	.40	.51	.44	.40	.49	.44	.39	.37
8.0	.50	.42	.36	.49	.41	.36	.48	.41	.36	.47	.40	.35	.45	.40	.35	.33
9.0	.46	.38	.32	.45	.37	.32	.44	.37	.32	.43	.37	.32	.42	.36	.32	.30
10.0	.42	.34	.29	.42	.34	.29	.41	.34	.29	.40	.33	.29	.39	.33	.29	.27



C Range: 0 - 360DEG  
 C Interval: 10.0DEG  
 Test Speed: HIGH  
 Temperature:25.3DEG  
 Operators:DAMIN  
 Test Date:2016-10-25

γ Range: 0 - 180DEG  
 γ Interval: 1.0DEG  
 Test System:EVERFINE GO-2000B\_V1 SYSTEM V2.0.351  
 Humidity:65.0%  
 Test Distance:4.950m [K=1.0000]  
 Remarks:

WEC AND CCEC

Test:U:24.00V I:0.2016A P:4.839W PF:1.000 Lamp Flux:42.179x1 lm		
NAME: LED Strip	TYPE:Indoor lighting	WEIGHT:25g
SPEC.:2016+5050 180LED	DIM.: 1000*14*1MM	SERIAL No.:201601025004
MFR.: Dilux	SUR.:1000*14mm	Shielding Angle:

ρcc	80%			70%			50%			30%			10%			0
ρw	50%	30%	10%	50%	30%	10%	50%	30%	10%	50%	30%	10%	50%	30%	10%	0
ρfc	20%			20%			20%			20%			20%			0
RCR	RCR:Room Cavity Ratio						Wall Exitance Coefficients(WEC)									
0.0																
1.0	.258	.147	.047	.251	.143	.046	.238	.137	.044	.227	.131	.042	.216	.125	.040	
2.0	.255	.140	.043	.249	.137	.042	.238	.132	.041	.227	.127	.040	.217	.123	.039	
3.0	.243	.129	.039	.238	.127	.038	.228	.123	.038	.219	.120	.037	.210	.116	.036	
4.0	.229	.119	.035	.225	.118	.035	.216	.114	.034	.207	.111	.034	.200	.109	.033	
5.0	.215	.110	.032	.211	.108	.032	.203	.106	.031	.196	.103	.031	.189	.101	.030	
6.0	.202	.101	.029	.198	.100	.029	.191	.098	.028	.185	.096	.028	.178	.094	.028	
7.0	.190	.094	.027	.186	.093	.026	.180	.091	.026	.174	.089	.026	.168	.088	.026	
8.0	.178	.087	.024	.175	.086	.024	.170	.085	.024	.164	.083	.024	.159	.082	.024	
9.0	.168	.081	.023	.165	.081	.023	.160	.079	.022	.155	.078	.022	.151	.077	.022	
10.0	.159	.076	.021	.156	.075	.021	.152	.074	.021	.147	.073	.021	.143	.072	.021	

ρcc	80%			70%			50%			30%			10%			0
ρw	50%	30%	10%	50%	30%	10%	50%	30%	10%	50%	30%	10%	50%	30%	10%	0
ρfc	20%			20%			20%			20%			20%			0
RCR	RCR:Room Cavity Ratio						Ceiling Cavity Exitance Coefficients(CCEC)									
0.0	.190	.190	.190	.163	.163	.163	.111	.111	.111	.064	.064	.064	.020	.020	.020	
1.0	.177	.157	.138	.151	.134	.119	.103	.092	.082	.060	.054	.048	.019	.017	.015	
2.0	.167	.132	.102	.143	.114	.089	.098	.079	.062	.057	.046	.036	.018	.015	.012	
3.0	.159	.114	.078	.137	.098	.068	.094	.068	.047	.054	.040	.028	.017	.013	.009	
4.0	.152	.101	.061	.130	.087	.053	.090	.061	.037	.052	.035	.022	.017	.012	.007	
5.0	.145	.090	.049	.124	.078	.043	.086	.054	.030	.050	.032	.018	.016	.010	.006	
6.0	.138	.082	.041	.119	.071	.036	.082	.049	.025	.048	.029	.015	.015	.010	.005	
7.0	.132	.075	.034	.113	.065	.030	.078	.045	.021	.046	.027	.013	.015	.009	.004	
8.0	.126	.069	.030	.108	.060	.026	.075	.042	.018	.044	.025	.011	.014	.008	.004	
9.0	.120	.064	.026	.104	.055	.023	.072	.039	.016	.042	.023	.010	.014	.008	.003	
10.0	.115	.060	.023	.099	.052	.020	.069	.036	.014	.040	.022	.008	.013	.007	.003	

C Range: 0 - 360DEG  
 C Interval: 10.0DEG  
 Test Speed: HIGH  
 Temperature:25.3DEG  
 Operators:DAMIN  
 Test Date:2016-10-25

γ Range: 0 - 180DEG  
 γ Interval: 1.0DEG  
 Test System:EVERFINE GO-2000B\_V1 SYSTEM V2.0.351  
 Humidity:65.0%  
 Test Distance:4.950m [K=1.0000]  
 Remarks:

UGR(Unified Glare Rating) Table

Test:U:24.00V I:0.2016A P:4.839W PF:1.000 Lamp Flux:42.179x1 lm		
NAME: LED Strip	TYPE:Indoor lighting	WEIGHT:25g
SPEC.:2016+5050 180LED	DIM.: 1000*14*1MM	SERIAL No.:201601025004
MFR.: Dilux	SUR.:1000*14mm	Shielding Angle:

ceiling/cavity	0.7	0.7	0.5	0.5	0.3	0.7	0.7	0.5	0.5	0.3
walls	0.5	0.3	0.5	0.3	0.3	0.5	0.3	0.5	0.3	0.3
working plane	0.2	0.2	0.2	0.2	0.2	0.2	0.2	0.2	0.2	0.2
Room dimensions	Viewed crosswise					Viewed endwise				
x = 2H y = 2H	11.6	13.0	11.9	13.2	13.4	14.2	15.7	14.5	15.8	16.0
3H	11.6	12.9	11.9	13.1	13.4	15.2	16.5	15.5	16.8	17.0
4H	11.5	12.7	11.8	13.0	13.2	15.3	16.5	15.6	16.8	17.0
6H	11.4	12.6	11.7	12.8	13.1	15.2	16.4	15.5	16.6	16.9
8H	11.3	12.5	11.7	12.7	13.0	15.2	16.3	15.5	16.5	16.8
12H	11.3	12.4	11.6	12.6	12.9	15.1	16.2	15.5	16.5	16.8
4H 2H	12.3	13.5	12.6	13.8	14.0	14.4	15.7	14.7	15.9	16.2
3H	12.3	13.4	12.7	13.7	14.0	15.5	16.6	15.8	16.8	17.1
4H	12.2	13.2	12.6	13.5	13.9	15.6	16.5	15.9	16.8	17.2
6H	12.2	13.0	12.6	13.4	13.7	15.5	16.3	15.9	16.7	17.0
8H	12.1	12.9	12.5	13.3	13.6	15.4	16.2	15.8	16.6	17.0
12H	12.1	12.8	12.5	13.2	13.6	15.4	16.1	15.8	16.5	16.9
8H 4H	12.2	13.0	12.6	13.4	13.7	15.4	16.2	15.8	16.6	17.0
6H	12.1	12.8	12.6	13.2	13.6	15.4	16.0	15.8	16.4	16.8
8H	12.1	12.6	12.5	13.1	13.5	15.3	15.9	15.8	16.3	16.7
12H	12.0	12.5	12.5	13.0	13.4	15.3	15.8	15.7	16.2	16.7
12H 4H	12.2	12.9	12.6	13.3	13.7	15.4	16.1	15.8	16.5	16.9
6H	12.1	12.6	12.5	13.1	13.5	15.3	15.9	15.8	16.3	16.7
8H	12.0	12.5	12.5	13.0	13.4	15.3	15.8	15.7	16.2	16.7
Variations with the observer position at spacings:										
S = 1.0H	+ 0.7 / - 0.9					+ 0.2 / - 0.3				
1.5H	+ 0.7 / - 1.2					+ 0.4 / - 0.5				
2.0H	+ 0.8 / - 2.3					+ 0.8 / - 1.3				

CIE Pub.117 Corrected 42.18 lm Total Lamp Luminous Flux. (8log(F/F0) = -11.0)

C Range: 0 - 360DEG  
 C Interval: 10.0DEG  
 Test Speed: HIGH  
 Temperature:25.3DEG  
 Operators:DAMIN  
 Test Date:2016-10-25

γ Range: 0 - 180DEG  
 γ Interval: 1.0DEG  
 Test System:EVERFINE GO-2000B\_V1 SYSTEM V2.0.351  
 Humidity:65.0%  
 Test Distance:4.950m [K=1.0000]  
 Remarks:

UTILIZATION FACTORS TABLE

Test:U:24.00V I:0.2016A P:4.839W PF:1.000 Lamp Flux:42.179x1 lm		
NAME: LED Strip	TYPE:Indoor lighting	WEIGHT:25g
SPEC.:2016+5050 180LED	DIM.: 1000*14*1MM	SERIAL No.:201601025004
MFR.: Dilux	SUR.:1000*14mm	Shielding Angle:

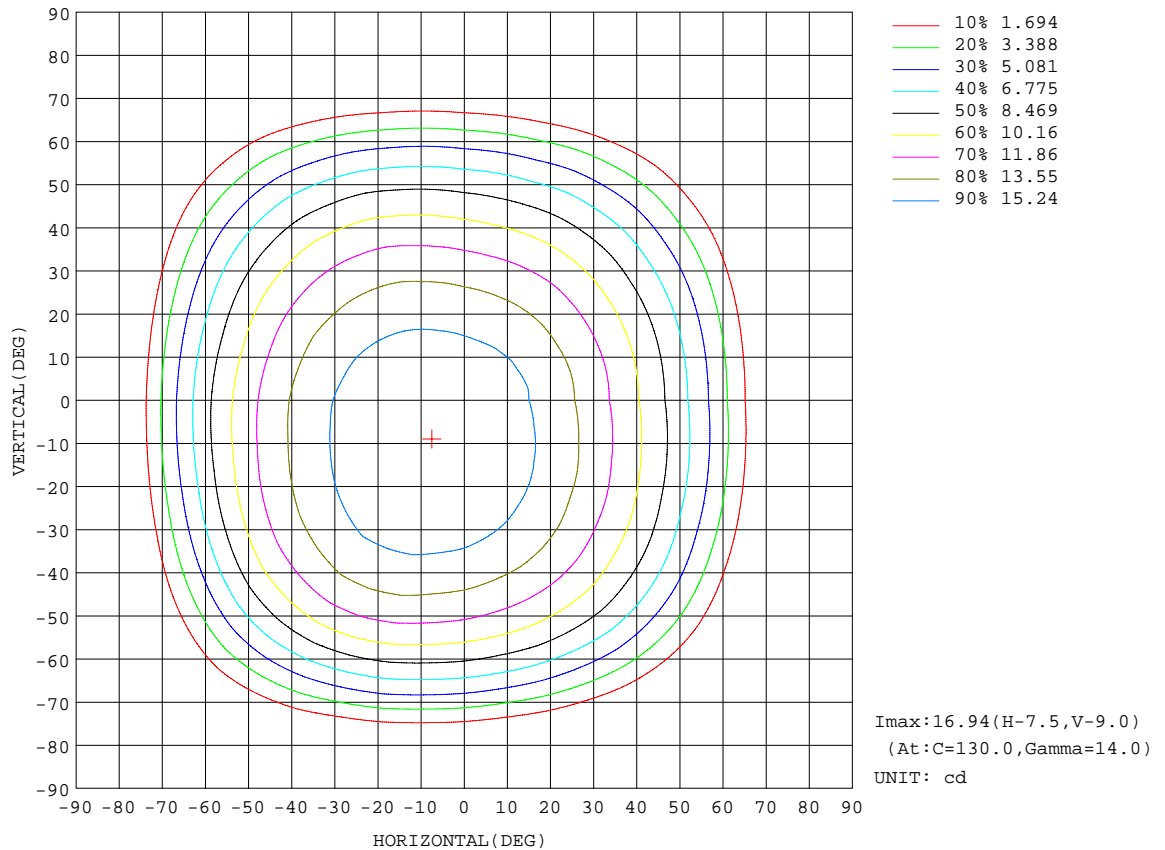
REFLECTANCE										
Ceiling	0.8	0.8	0.8	0.7	0.7	0.7	0.5	0.5	0.5	0
Walls	0.7	0.5	0.3	0.7	0.5	0.3	0.7	0.5	0.3	0
Working plane	0.2	0.2	0.2	0.2	0.2	0.2	0.2	0.2	0.2	0
ROOM INDEX	UTILIZATION FACTORS(PERCENT) $k(RI) \times RCR = 5$									
k = 0.60	60	49	42	59	49	42	58	48	42	36
0.80	71	60	53	70	60	53	68	59	53	46
1.00	80	70	63	79	69	63	77	70	62	56
1.25	87	78	71	86	77	71	83	76	70	63
1.50	92	83	77	90	82	77	88	81	75	69
2.00	99	91	86	97	90	85	94	88	83	76
2.50	102	95	90	100	94	89	96	91	87	80
3.00	105	99	95	103	98	93	99	95	91	83
4.00	109	104	100	106	102	98	102	99	96	87
5.00	111	106	103	108	105	102	104	101	98	90
ROOM INDEX	UF(total)									Direct
According to DIN EN 13032-2 2004			Suspended				SHRNOM = 1.25			

C Range: 0 - 360DEG  
 C Interval: 10.0DEG  
 Test Speed: HIGH  
 Temperature:25.3DEG  
 Operators:DAMIN  
 Test Date:2016-10-25

$\gamma$  Range: 0 - 180DEG  
 $\gamma$  Interval: 1.0DEG  
 Test System:EVERFINE GO-2000B\_V1 SYSTEM V2.0.351  
 Humidity:65.0%  
 Test Distance:4.950m [K=1.0000]  
 Remarks:

ISOCANDELA DIAGRAM

Test:U:24.00V I:0.2016A P:4.839W PF:1.000 Lamp Flux:42.179x1 lm		
NAME: LED Strip	TYPE:Indoor lighting	WEIGHT:25g
SPEC.:2016+5050 180LED	DIM.: 1000*14*1MM	SERIAL No.:201601025004
MFR.: Dilux	SUR.:1000*14mm	Shielding Angle:



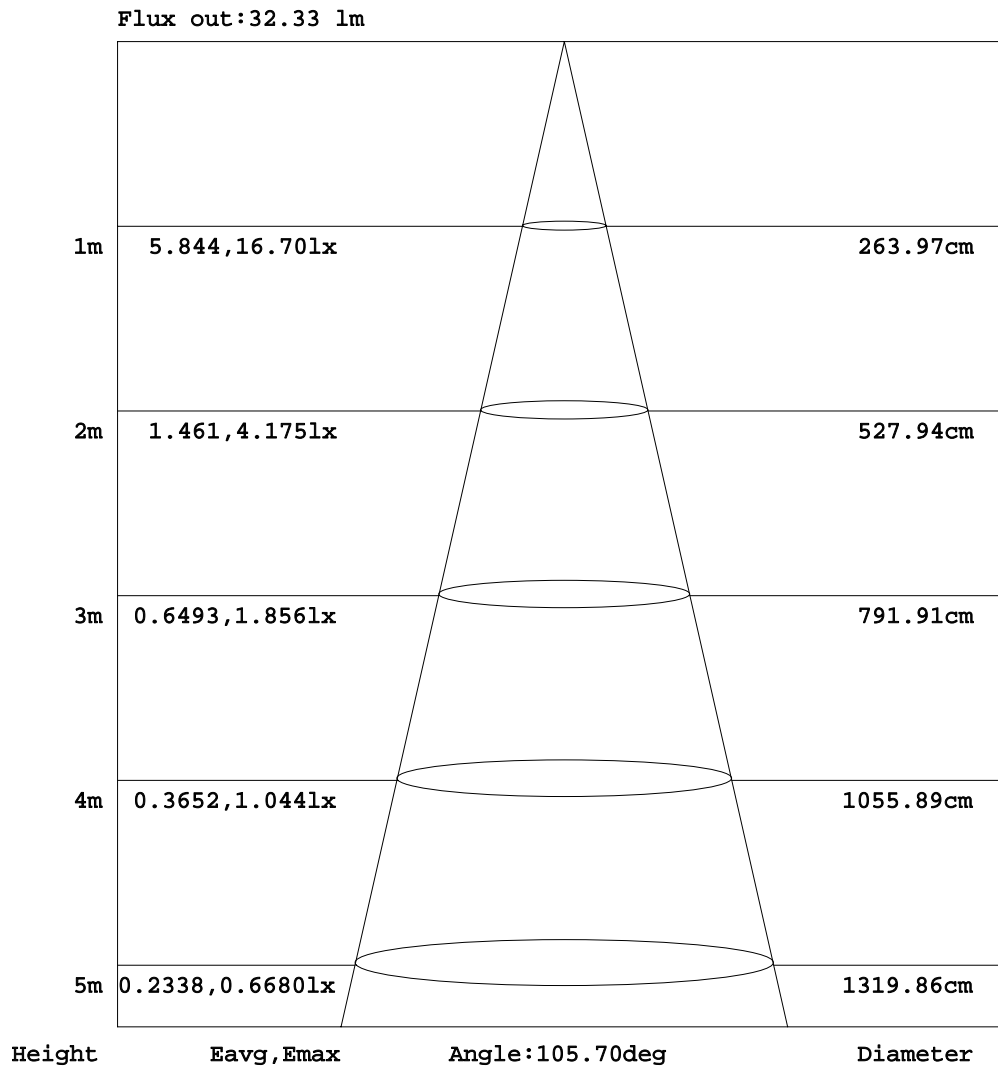
C Range: 0 - 360DEG  
 C Interval: 10.0DEG  
 Test Speed: HIGH  
 Temperature:25.3DEG  
 Operators:DAMIN  
 Test Date:2016-10-25

γ Range: 0 - 180DEG  
 γ Interval: 1.0DEG  
 Test System:EVERFINE GO-2000B\_V1 SYSTEM V2.0.351  
 Humidity:65.0%  
 Test Distance:4.950m [K=1.0000]  
 Remarks:



AAI Figure

Test:U:24.00V I:0.2016A P:4.839W PF:1.000 Lamp Flux:42.179x1 lm		
NAME: LED Strip	TYPE:Indoor lighting	WEIGHT:25g
SPEC.:2016+5050 180LED	DIM.: 1000*14*1MM	SERIAL No.:201601025004
MFR.: Dilux	SUR.:1000*14mm	Shielding Angle:



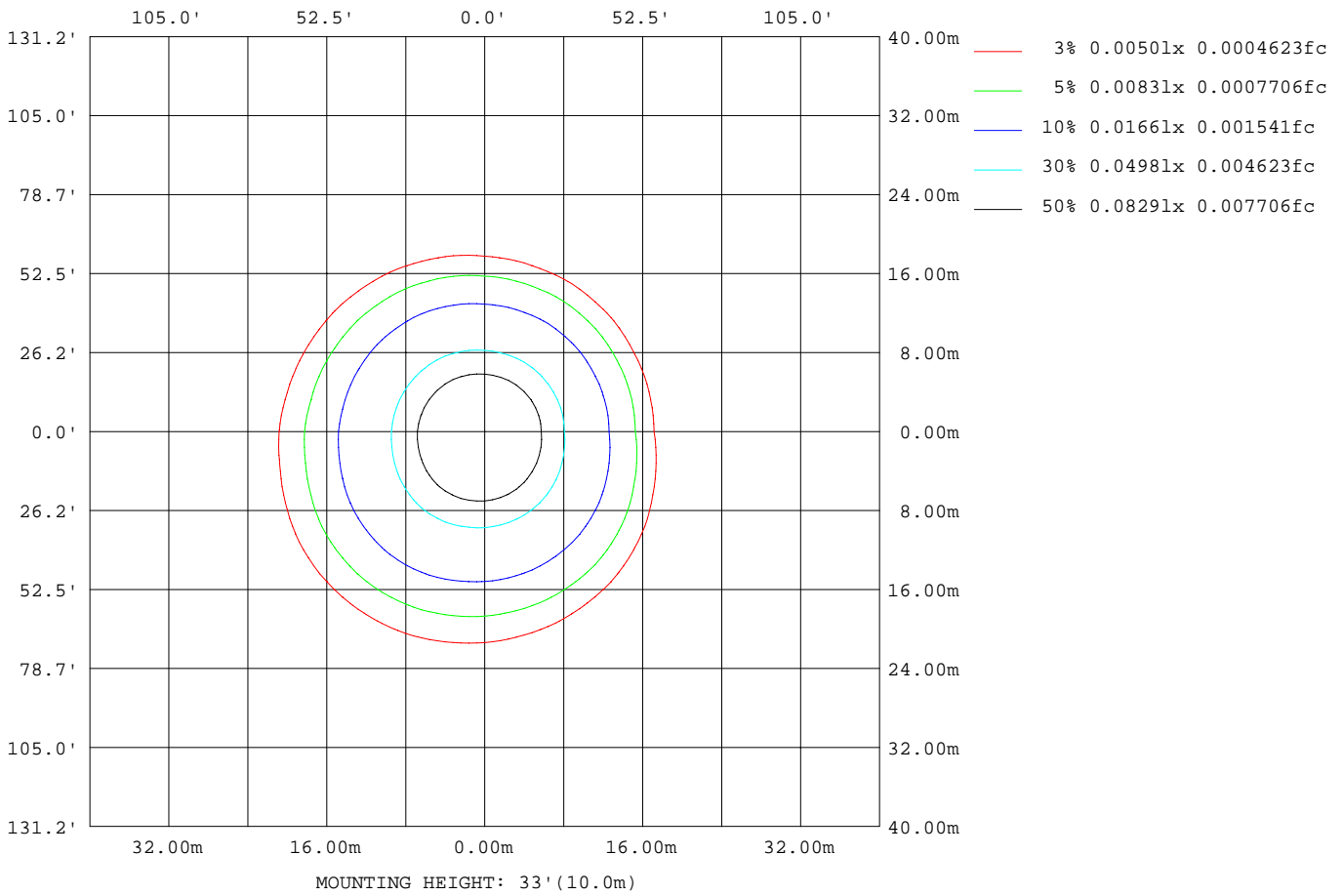
Note:The Curves indicate the illuminated area and the average illumination when the luminaire is at different distance.

C Range: 0 - 360DEG  
 C Interval: 10.0DEG  
 Test Speed: HIGH  
 Temperature:25.3DEG  
 Operators:DAMIN  
 Test Date:2016-10-25

γ Range: 0 - 180DEG  
 γ Interval: 1.0DEG  
 Test System:EVERFINE GO-2000B\_V1 SYSTEM V2.0.351  
 Humidity:65.0%  
 Test Distance:4.950m [K=1.0000]  
 Remarks:

ISOLUX DIAGRAM

Test:U:24.00V I:0.2016A P:4.839W PF:1.000 Lamp Flux:42.179x1 lm		
NAME: LED Strip	TYPE:Indoor lighting	WEIGHT:25g
SPEC.:2016+5050 180LED	DIM.: 1000*14*1MM	SERIAL No.:201601025004
MFR.: Dilux	SUR.:1000*14mm	Shielding Angle:



C Range: 0 - 360DEG  
 C Interval: 10.0DEG  
 Test Speed: HIGH  
 Temperature:25.3DEG  
 Operators:DAMIN  
 Test Date:2016-10-25

γ Range: 0 - 180DEG  
 γ Interval: 1.0DEG  
 Test System:EVERFINE GO-2000B\_V1 SYSTEM V2.0.351  
 Humidity:65.0%  
 Test Distance:4.950m [K=1.0000]  
 Remarks:

LED Avg.L Report

Test:U:24.00V I:0.2016A P:4.839W PF:1.000 Lamp Flux:42.179x1 lm		
NAME: LED Strip	TYPE:Indoor lighting	WEIGHT:25g
SPEC.:2016+5050 180LED	DIM.: 1000*14*1MM	SERIAL No.:201601025004
MFR.: Dilux	SUR.:1000*14mm	Shielding Angle:

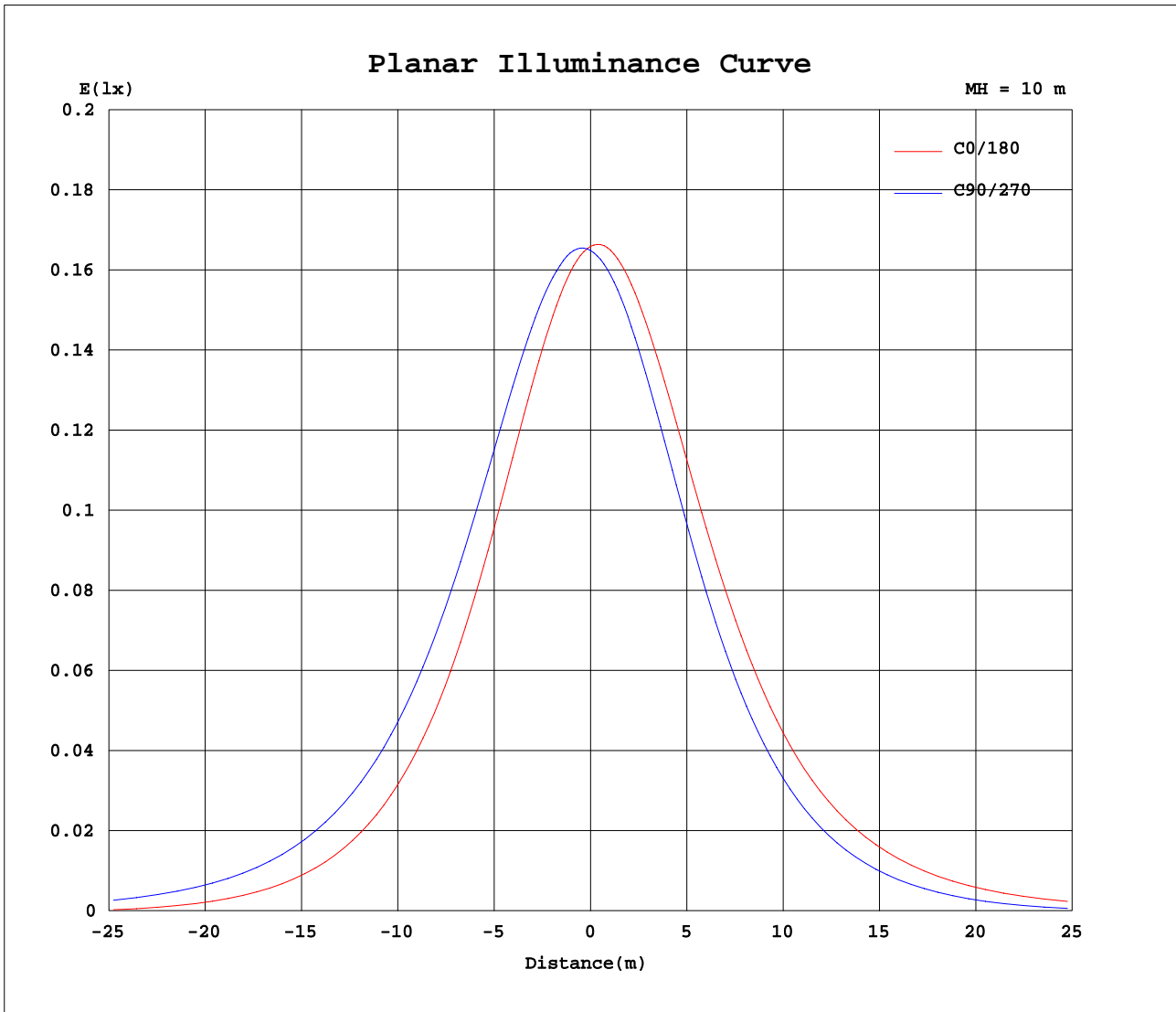
AvgL	cd/m2
L_0~180(65)av	642
L_0~180(75)av	146
L_0~180(85)av	0
L_90~270(65)av	752
L_90~270(75)av	199
L_90~270(85)av	0
L_45(65)av	750
L_45(75)av	143
L_45(85)av	0

Standard: GB/T 29293-2012

C Range: 0 - 360DEG  
 C Interval: 10.0DEG  
 Test Speed: HIGH  
 Temperature:25.3DEG  
 Operators:DAMIN  
 Test Date:2016-10-25

γ Range: 0 - 180DEG  
 γ Interval: 1.0DEG  
 Test System:EVERFINE GO-2000B\_V1 SYSTEM V2.0.351  
 Humidity:65.0%  
 Test Distance:4.950m [K=1.0000]  
 Remarks:

Planar Illuminance Curve



C Range: 0 - 360DEG  
 C Interval: 10.0DEG  
 Test Speed: HIGH  
 Temperature: 25.3DEG  
 Operators: DAMIN  
 Test Date: 2016-10-25

$\gamma$  Range: 0 - 180DEG  
 $\gamma$  Interval: 1.0DEG  
 Test System: EVERFINE GO-2000B\_V1 SYSTEM V2.0.351  
 Humidity: 65.0%  
 Test Distance: 4.950m [K=1.0000]  
 Remarks:

LUMINOUS DISTRIBUTION INTENSITY DATA

Test:U:24.00V I:0.2016A P:4.839W PF:1.000 Lamp Flux:42.179x1 lm		
NAME: LED Strip	TYPE:Indoor lighting	WEIGHT:25g
SPEC.:2016+5050 180LED	DIM.: 1000*14*1MM	SERIAL No.:201601025004
MFR.: Dilux	SUR.:1000*14mm	Shielding Angle:

Table--1

UNIT: cd

C( DEG) γ (DEG)	0	10	20	30	40	50	60	70	80	90	100	110	120	130	140	150	160	170	180
0	16.6	16.5	16.5	16.5	16.5	16.5	16.5	16.5	16.5	16.5	16.5	16.5	16.5	16.6	16.6	16.6	16.6	16.6	16.6
5	16.3	16.3	16.3	16.4	16.4	16.5	16.5	16.6	16.6	16.7	16.7	16.7	16.8	16.8	16.8	16.8	16.8	16.8	16.7
10	15.8	15.9	16.0	16.1	16.2	16.4	16.5	16.6	16.7	16.7	16.8	16.9	16.9	16.9	16.9	16.9	16.8	16.8	16.7
15	15.2	15.4	15.5	15.7	15.9	16.1	16.3	16.4	16.6	16.7	16.8	16.9	16.9	16.9	16.9	16.8	16.8	16.7	16.6
20	14.5	14.7	14.9	15.2	15.4	15.7	15.9	16.2	16.3	16.5	16.6	16.7	16.8	16.8	16.8	16.6	16.5	16.4	16.3
25	13.7	13.9	14.1	14.5	14.8	15.1	15.4	15.7	16.0	16.2	16.4	16.5	16.6	16.6	16.5	16.3	16.2	16.0	15.9
30	12.7	12.9	13.2	13.7	14.0	14.5	14.8	15.2	15.5	15.8	15.9	16.1	16.2	16.2	16.1	15.9	15.6	15.5	15.3
35	11.5	11.8	12.2	12.7	13.2	13.7	14.1	14.5	14.8	15.2	15.4	15.6	15.7	15.7	15.5	15.3	15.0	14.7	14.6
40	10.3	10.7	11.1	11.6	12.2	12.7	13.2	13.6	14.0	14.4	14.6	14.9	15.0	15.0	14.8	14.5	14.2	13.9	13.7
45	8.91	9.35	9.82	10.4	11.0	11.6	12.1	12.6	13.0	13.3	13.6	14.0	14.1	14.2	13.9	13.6	13.2	12.8	12.6
50	7.39	7.85	8.39	9.05	9.67	10.3	10.8	11.3	11.7	12.1	12.4	12.8	13.0	13.1	12.8	12.5	12.0	11.6	11.3
55	5.67	6.18	6.73	7.46	8.09	8.75	9.26	9.76	10.1	10.6	10.9	11.3	11.6	11.6	11.4	11.1	10.6	10.1	9.75
60	3.77	4.30	4.88	5.62	6.25	6.89	7.37	7.87	8.24	8.67	9.00	9.41	9.66	9.74	9.55	9.28	8.74	8.25	7.96
65	1.75	2.26	2.81	3.50	4.11	4.72	5.17	5.68	6.08	6.50	6.83	7.20	7.37	7.44	7.35	7.09	6.59	6.11	5.85
70	0.00	0.12	0.59	1.24	1.77	2.30	2.77	3.26	3.64	4.07	4.38	4.72	4.82	4.89	4.80	4.60	4.15	3.74	3.54
75	0.00	0.00	0.00	0.00	0.00	0.00	0.24	0.70	1.03	1.44	1.70	1.96	2.00	2.12	2.00	1.88	1.51	1.21	1.06
80	0.00	0.00	0.00	0.00	0.00	0.00	0.00	0.00	0.00	0.00	0.00	0.00	0.00	0.00	0.00	0.00	0.00	0.00	0.00
85	0.00	0.00	0.00	0.00	0.00	0.00	0.00	0.00	0.00	0.00	0.00	0.00	0.00	0.00	0.00	0.00	0.00	0.00	0.00
90	0.00	0.00	0.00	0.00	0.00	0.00	0.00	0.00	0.00	0.00	0.00	0.00	0.00	0.00	0.00	0.00	0.00	0.00	0.00
95	0.00	0.00	0.00	0.00	0.00	0.00	0.00	0.00	0.00	0.00	0.00	0.00	0.00	0.00	0.00	0.00	0.00	0.00	0.00
100	0.00	0.00	0.00	0.00	0.00	0.00	0.00	0.00	0.00	0.00	0.00	0.00	0.00	0.00	0.00	0.00	0.00	0.00	0.00
105	0.00	0.00	0.00	0.00	0.00	0.00	0.00	0.00	0.00	0.00	0.00	0.00	0.00	0.00	0.00	0.00	0.00	0.00	0.00
110	0.00	0.00	0.00	0.00	0.00	0.00	0.00	0.00	0.00	0.00	0.00	0.00	0.00	0.00	0.00	0.00	0.00	0.00	0.00
115	0.00	0.00	0.00	0.00	0.00	0.00	0.00	0.00	0.00	0.00	0.00	0.00	0.00	0.00	0.00	0.00	0.00	0.00	0.00
120	0.00	0.00	0.00	0.00	0.00	0.00	0.00	0.00	0.00	0.00	0.00	0.00	0.00	0.00	0.00	0.00	0.00	0.00	0.00
125	0.00	0.00	0.00	0.00	0.00	0.00	0.00	0.00	0.00	0.00	0.00	0.00	0.00	0.00	0.00	0.00	0.00	0.00	0.00
130	0.00	0.00	0.00	0.00	0.00	0.00	0.00	0.00	0.00	0.00	0.00	0.00	0.00	0.00	0.00	0.00	0.00	0.00	0.00
135	0.00	0.00	0.00	0.00	0.00	0.00	0.00	0.00	0.00	0.00	0.00	0.00	0.00	0.00	0.00	0.00	0.00	0.00	0.00
140	0.00	0.00	0.00	0.00	0.00	0.00	0.00	0.00	0.00	0.00	0.00	0.00	0.00	0.00	0.00	0.00	0.00	0.00	0.00
145	0.00	0.00	0.00	0.00	0.00	0.00	0.00	0.00	0.00	0.00	0.00	0.00	0.00	0.00	0.00	0.00	0.00	0.00	0.00
150	0.00	0.00	0.00	0.00	0.00	0.00	0.00	0.00	0.00	0.00	0.00	0.00	0.00	0.00	0.00	0.00	0.00	0.00	0.00
155	0.00	0.00	0.00	0.00	0.00	0.00	0.00	0.00	0.00	0.00	0.00	0.00	0.00	0.00	0.00	0.00	0.00	0.00	0.00
160	0.00	0.00	0.00	0.00	0.00	0.00	0.00	0.00	0.00	0.00	0.00	0.00	0.00	0.00	0.00	0.00	0.00	0.00	0.00
165	0.00	0.00	0.00	0.00	0.00	0.00	0.00	0.00	0.00	0.00	0.00	0.00	0.00	0.00	0.00	0.00	0.00	0.00	0.00
170	0.00	0.00	0.00	0.00	0.00	0.00	0.00	0.00	0.00	0.00	0.00	0.00	0.00	0.00	0.00	0.00	0.00	0.00	0.00
175	0.00	0.00	0.00	0.00	0.00	0.00	0.00	0.00	0.00	0.00	0.00	0.00	0.00	0.00	0.00	0.00	0.00	0.00	0.00
180	0.00	0.00	0.00	0.00	0.00	0.00	0.00	0.00	0.00	0.00	0.00	0.00	0.00	0.00	0.00	0.00	0.00	0.00	0.00

C Range: 0 - 360DEG  
 C Interval: 10.0DEG  
 Test Speed: HIGH  
 Temperature:25.3DEG  
 Operators:DAMIN  
 Test Date:2016-10-25

γ Range: 0 - 180DEG  
 γ Interval: 1.0DEG  
 Test System:EVERFINE GO-2000B\_V1 SYSTEM V2.0.351  
 Humidity:65.0%  
 Test Distance:4.950m [K=1.0000]  
 Remarks:

LUMINOUS DISTRIBUTION INTENSITY DATA

Test:U:24.00V I:0.2016A P:4.839W PF:1.000 Lamp Flux:42.179x1 lm		
NAME: LED Strip	TYPE:Indoor lighting	WEIGHT:25g
SPEC.:2016+5050 180LED	DIM.: 1000*14*1MM	SERIAL No.:201601025004
MFR.: Dilux	SUR.:1000*14mm	Shielding Angle:

Table--2

UNIT: cd

C( DEG) γ (DEG)	190	200	210	220	230	240	250	260	270	280	290	300	310	320	330	340	350		
0	16.5	16.5	16.5	16.5	16.5	16.5	16.5	16.5	16.5	16.5	16.5	16.5	16.6	16.6	16.6	16.6	16.6		
5	16.6	16.6	16.5	16.4	16.4	16.3	16.3	16.2	16.2	16.2	16.2	16.2	16.2	16.3	16.2	16.3	16.3		
10	16.6	16.5	16.4	16.3	16.2	16.0	15.9	15.9	15.8	15.7	15.7	15.7	15.7	15.8	15.8	15.8	15.8		
15	16.4	16.3	16.1	15.9	15.8	15.6	15.5	15.3	15.2	15.2	15.1	15.1	15.1	15.1	15.1	15.2	15.2		
20	16.1	16.0	15.8	15.5	15.3	15.1	14.9	14.7	14.6	14.5	14.4	14.4	14.4	14.4	14.4	14.5	14.5		
25	15.7	15.5	15.2	15.0	14.7	14.5	14.2	14.0	13.8	13.7	13.6	13.6	13.5	13.5	13.5	13.6	13.6		
30	15.0	14.8	14.5	14.3	14.0	13.7	13.4	13.1	12.8	12.7	12.6	12.6	12.6	12.5	12.5	12.6	12.6		
35	14.3	14.0	13.7	13.4	13.1	12.8	12.4	12.1	11.8	11.6	11.5	11.5	11.5	11.4	11.4	11.5	11.5		
40	13.3	13.1	12.7	12.4	12.0	11.7	11.3	10.9	10.6	10.5	10.3	10.3	10.2	10.2	10.2	10.2	10.3		
45	12.2	11.9	11.5	11.2	10.8	10.5	10.1	9.69	9.35	9.16	9.03	8.98	8.88	8.84	8.77	8.82	8.88		
50	10.9	10.5	10.2	9.84	9.45	9.11	8.63	8.26	7.90	7.71	7.55	7.53	7.41	7.37	7.26	7.31	7.35		
55	9.29	8.95	8.56	8.24	7.80	7.46	6.99	6.64	6.28	6.12	5.90	5.90	5.75	5.71	5.59	5.62	5.64		
60	7.46	7.11	6.69	6.36	5.92	5.55	5.12	4.79	4.44	4.26	4.07	4.04	3.90	3.87	3.74	3.76	3.76		
65	5.38	5.00	4.58	4.25	3.81	3.43	3.03	2.72	2.40	2.22	2.03	1.97	1.88	1.84	1.73	1.76	1.75		
70	3.06	2.67	2.28	1.95	1.52	1.16	0.77	0.53	0.26	0.04	0.00	0.00	0.00	0.00	0.00	0.00	0.00		
75	0.60	0.26	0.00	0.00	0.00	0.00	0.00	0.00	0.00	0.00	0.00	0.00	0.00	0.00	0.00	0.00	0.00		
80	0.00	0.00	0.00	0.00	0.00	0.00	0.00	0.00	0.00	0.00	0.00	0.00	0.00	0.00	0.00	0.00	0.00		
85	0.00	0.00	0.00	0.00	0.00	0.00	0.00	0.00	0.00	0.00	0.00	0.00	0.00	0.00	0.00	0.00	0.00		
90	0.00	0.00	0.00	0.00	0.00	0.00	0.00	0.00	0.00	0.00	0.00	0.00	0.00	0.00	0.00	0.00	0.00		
95	0.00	0.00	0.00	0.00	0.00	0.00	0.00	0.00	0.00	0.00	0.00	0.00	0.00	0.00	0.00	0.00	0.00		
100	0.00	0.00	0.00	0.00	0.00	0.00	0.00	0.00	0.00	0.00	0.00	0.00	0.00	0.00	0.00	0.00	0.00		
105	0.00	0.00	0.00	0.00	0.00	0.00	0.00	0.00	0.00	0.00	0.00	0.00	0.00	0.00	0.00	0.00	0.00		
110	0.00	0.00	0.00	0.00	0.00	0.00	0.00	0.00	0.00	0.00	0.00	0.00	0.00	0.00	0.00	0.00	0.00		
115	0.00	0.00	0.00	0.00	0.00	0.00	0.00	0.00	0.00	0.00	0.00	0.00	0.00	0.00	0.00	0.00	0.00		
120	0.00	0.00	0.00	0.00	0.00	0.00	0.00	0.00	0.00	0.00	0.00	0.00	0.00	0.00	0.00	0.00	0.00		
125	0.00	0.00	0.00	0.00	0.00	0.00	0.00	0.00	0.00	0.00	0.00	0.00	0.00	0.00	0.00	0.00	0.00		
130	0.00	0.00	0.00	0.00	0.00	0.00	0.00	0.00	0.00	0.00	0.00	0.00	0.00	0.00	0.00	0.00	0.00		
135	0.00	0.00	0.00	0.00	0.00	0.00	0.00	0.00	0.00	0.00	0.00	0.00	0.00	0.00	0.00	0.00	0.00		
140	0.00	0.00	0.00	0.00	0.00	0.00	0.00	0.00	0.00	0.00	0.00	0.00	0.00	0.00	0.00	0.00	0.00		
145	0.00	0.00	0.00	0.00	0.00	0.00	0.00	0.00	0.00	0.00	0.00	0.00	0.00	0.00	0.00	0.00	0.00		
150	0.00	0.00	0.00	0.00	0.00	0.00	0.00	0.00	0.00	0.00	0.00	0.00	0.00	0.00	0.00	0.00	0.00		
155	0.00	0.00	0.00	0.00	0.00	0.00	0.00	0.00	0.00	0.00	0.00	0.00	0.00	0.00	0.00	0.00	0.00		
160	0.00	0.00	0.00	0.00	0.00	0.00	0.00	0.00	0.00	0.00	0.00	0.00	0.00	0.00	0.00	0.00	0.00		
165	0.00	0.00	0.00	0.00	0.00	0.00	0.00	0.00	0.00	0.00	0.00	0.00	0.00	0.00	0.00	0.00	0.00		
170	0.00	0.00	0.00	0.00	0.00	0.00	0.00	0.00	0.00	0.00	0.00	0.00	0.00	0.00	0.00	0.00	0.00		
175	0.00	0.00	0.00	0.00	0.00	0.00	0.00	0.00	0.00	0.00	0.00	0.00	0.00	0.00	0.00	0.00	0.00		
180	0.00	0.00	0.00	0.00	0.00	0.00	0.00	0.00	0.00	0.00	0.00	0.00	0.00	0.00	0.00	0.00	0.00		

C Range: 0 - 360DEG  
 C Interval: 10.0DEG  
 Test Speed: HIGH  
 Temperature:25.3DEG  
 Operators:DAMIN  
 Test Date:2016-10-25

γ Range: 0 - 180DEG  
 γ Interval: 1.0DEG  
 Test System:EVERFINE GO-2000B\_V1 SYSTEM V2.0.351  
 Humidity:65.0%  
 Test Distance:4.950m [K=1.0000]  
 Remarks: